



# **Section 504 Policy and Procedures Manual 2018**

*Psychological Services Department  
Charlotte County Public Schools  
1445 Education Way  
Port Charlotte, FL 33948  
(941) 255-0808*

## Table of Contents

Section 504 Committee Team Members	3
Acknowledgements	4
Section 504 Policy	5
I. <u>Overview</u>	6
A. Definition	7
B. What is a Physical or Mental Impairment?	7
C. What is a Major Life Activity?	8
D. What is a Substantial Limitation?	8
E. Who Does Section 504 Cover Within the Public School System?	9
F. Purpose of Section 504 at School: “Leveling the Playing Field”	9
II. <u>Procedures</u>	10
A. Referral	11
B. Evaluation	11
• Setting up the 504 Meeting	12
• At the Meeting	13
C. Eligibility	13
D. Section 504 Plan	14
E. Annual Review	15
F. Re-evaluation Procedures	15
G. Section 504 Transfer Procedures	16
H. Temporary Section 504 Impairment	16
I. Discipline/Manifestation Determination	16
J. Good Cause Exemption	17
K. Complaint Procedures	17
L. Hearing Procedures	18
M. John McKay Scholarships for Students with Disabilities Program	19
III. <u>Appendix</u>	20
Section 504 Forms	21
➤ <i>Section 504 Referral Form</i>	22
➤ <i>Section 504 Meeting Invitation</i>	23
➤ <i>Notice of Section 504/ADA Procedural Information and Rights</i>	24
➤ <i>Section 504 - A Guide for Parents and Students</i>	25
➤ <i>Parent Planning Notes for Section 504</i>	26
➤ <i>Notice and Consent for Initial Section 504 Evaluation</i>	27
➤ <i>Section 504 Teacher Input Form</i>	28
➤ <i>Section 504 Committee Initial Eligibility Report</i>	29 (3 pages)
➤ <i>Section 504 Plan</i>	32
➤ <i>Transportation for a Student with a Section 504 Disability</i>	33
➤ <i>Section 504 Manifestation Determination</i>	34
➤ <i>Documentation of Receipt of Section 504 Plan</i>	35
➤ <i>Section 504 Re-evaluation Report</i>	36
Section 504 Accommodation and Modifications Guide	37
➤ Table of Contents for 504 Accommodations and Modifications Guide	38
➤ Accommodations for Dealing with Specific Disorders of Children with Attention Deficit Disorders	39 (4 pages)
➤ Examples of 504 Accommodations	43
➤ Accommodations and Modifications (adapted from the Office of Civil Rights)	44 (8 pages)
Section 504 Frequently Asked Questions	53 (2 pages)
Section 504 Quick Guide for <u>Initial Eligibility</u>	56
Section 504 Quick Guide for <u>Annual Review</u>	58
Section 504 Quick Guide for <u>Re-evaluation</u>	60
Section 504 Quick Guide for <u>Manifestation</u>	62
Section 504 Quick Guide for <u>Complaint Procedures</u>	64
504 Data Management in FOCUS	66 (2 pages)
Procedures for Producing 504 Letters	68 (4 pages)

## **Section 504 Committee Team Members**

The Section 504 Policy and Procedures Manual was developed by the Charlotte County Psychological Services Department with contributions from the following individuals:

*Steven Jones, Coordinator of Psychological Services*

*Cindy Allen, School Psychologist  
Paul Atherton, School Psychologist  
Linda Dolan, School Psychologist (Retired)  
Wendy Mejdrich, School Psychologist  
Rita Theodoras, School Psychologist (Retired)  
Karen Turnbull, School Psychologist (Retired)  
Catharine Warth, School Psychologist  
Roger Whitacre, School Psychologist (Retired)*

*Kim Ceballos, School Counselor  
Dale Dandy, School Counselor (Retired)  
Julio Guerra, School Counselor  
Deborah Guilford, School Counselor  
Jennifer Ragazzone, School Counselor  
Ann Matthews, School Counselor*

*Jennifer Cox-McKimmey, Supervisor of District Health Services*

This manual is designed to provide policy and procedures to assist in determining Section 504 eligibility.

*Psychological Services Department  
Charlotte County Public Schools  
1445 Education Way  
Port Charlotte, FL 33948  
(941) 255-0808*

## Acknowledgements

The Psychological Services Department would like to thank each of the members of the Section 504 Committee for their time and expertise during the writing and revisions of this manual. Numerous resources were reviewed during this endeavor which included:

- “Aiken County Public Schools Section 504 Manual” (2008)*  
Aiken County Public School District, Aiken, South Carolina
- “Ames Community School District, Section 504 and Americans with Disabilities Act, Desk Reference for Administrators” (2006)*  
Ames Community School District, Ames, Iowa
- “Procedures Manual: Section 504 of the Rehabilitation Act of 1973 and the Americans with Disabilities Act” (2009)*  
The District School Board of Collier County, Naples, Florida
- “District Guide for Meeting the Needs of Students: Section 504 of the Rehabilitation Act of 1973” (2005)*  
Florida Department of Education, K12 Public Schools, Bureau of Exceptional Education and Student Services, Tallahassee, Florida
- “District Implementation Guide for Section 504: Section 504 of the Rehabilitation Act of 1973” (2011)*  
Florida Department of Education, Division of Public Schools, Bureau of Exceptional Education and Student Services, Tallahassee, Florida
- “The Keys to Compliance: Implementing Section 504 as Amended by the ADAAA08” (2010)*  
James F. McKethan, Ed.D. - presented at the Florida Section 504 Conference, November 12, 2010, Winter Haven, Florida
- “What Do I Do When ...The Answer Book on Section 504, Third Edition” (2009)*  
John W. Norlin, Esq.
- “Dear Colleague Letter and Students with ADHD and Section 504: A Resource Guide” (2016)*  
Office for Civil Rights (OCR), United States Department of Education, Washington, D.C.
- “Protecting Students with Disabilities: Frequently Asked Questions About Section 504 and the Education of Children with Disabilities” (2009), last modified October 16, 2015*  
Office for Civil Rights (OCR), United States Department of Education, Washington, D.C.
- “As Good As It Gets: Section 504 Up-Date - Cases and Concerns for Florida Schools” (2009)*  
David M. Richards of Richards Lindsay & Martin, L.L.P. - presented at the 2009 Administrators’ Management Meeting in St. Petersburg, Florida
- “Charting an Ever-Changing Course: Emerging Legal Issues in Federal Disability Law” (2010)*  
David M. Richards of Richards Lindsay & Martin, L.L.P. - presented at the 2010 Administrators’ Management Meeting in St. Petersburg, Florida
- “I Walk the Line: Where is the Section 504 Line Two Years After the ADAAA?” (2011)*  
David M. Richards of Richards Lindsay & Martin, L.L.P. - presented at the 2011 Administrators’ Management Meeting in St. Petersburg, Florida
- “Hot Off the OCR Presses: Current Section 504 Issues” (2012)*  
David M. Richards of Richards Lindsay & Martin, L.L.P. - presented at the 2012 Administrators’ Management Meeting in St. Petersburg, Florida
- “Section 504 Update” (2013)*  
David M. Richards of Richards Lindsay & Martin, L.L.P. - presented at the 2013 Administrators’ Management Meeting in St. Petersburg, Florida
- “Saint Paul Public Schools Section 504 Handbook” (2009)*  
Saint Paul Public Schools, Saint Paul, Minnesota
- “Sevier County School System Section 504 Plans: Examples of Program Accommodations and Adjustments”*  
Sevier County School District, Sevierville, Tennessee

The Section 504 Committee would like to extend a special thank you to The Hernando County School Board, Student Services Department, for use of their *Section 504 Policy and Procedures Manual (2009)* which served as a model for adaptation of this document.

The committee also wishes to express special appreciation to  
Kathy Januzzi (Retired) and Debora Wetherington, Administrative Assistant to the  
Coordinator of Psychological Services

## **The School Board of Charlotte County, Florida**

### **Section 504 - Policy**

Consistent with School Board Policy 2260.01 (Section 504/ADA Prohibition Against Discrimination Based on Disability) it is the intent of the District to ensure that students who are disabled within the definition of Section 504 of the Rehabilitation Act of 1973 are identified, evaluated and provided with appropriate educational services. Students may be considered disabled under this policy even though they do not require services pursuant to the Individuals with Disability Education Act (Exceptional Student Education).

Under Section 504 due process rights are guaranteed in the Charlotte County Public Schools for students with disabilities.

For questions related to Section 504, you may contact Steven Jones, Coordinator of Psychological Services for the School Board of Charlotte County, between the hours of 7:30 A.M. and 4:00 P.M., Monday through Friday at:

1445 Education Way  
Port Charlotte, Florida 33948  
Telephone: (941) 255-0808, extension 3062

The principal is the building level coordinator of Section 504 and is responsible for monitoring compliance of all Section 504 requirements.

#### **Statement of Non-Discrimination**

The School Board shall comply with all federal laws and regulations prohibiting discrimination and with all requirements and regulations of the U.S. Department of Education. No administrative, instructional staff member or candidate for such a position in this District shall, on the basis of race, color, religion, national origin, sex (including sexual orientation, transgender status, or gender identity), age, gender, pregnancy, marital status, disability, or legally-protected characteristic, be discriminated against, excluded from participation in, denied the benefits of, or otherwise be subjected to, discrimination in any program or activity for which the Board is responsible or for which it receives financial assistance from the U.S. Department of Education.

School Board Policy 1122, 3122, 4122

# ***SECTION 504***

## ***OVERVIEW***

## I. Overview

- A. **Definition:** Section 504 of the Rehabilitation Act of 1973  
(Public Law 93-112, amended as Public Law 93-516)

Section 504 is a civil rights law that prohibits discrimination against qualified individuals with disabilities in public and private programs and activities that receive financial assistance from the federal government. Compliance for Section 504 is overseen by the U.S. Department of Education Office for Civil Rights (OCR).

Section 504 guarantees qualified disabled individuals a free appropriate public education.

An individual is considered disabled if he or she

- Has a physical or mental impairment which substantially limits one or more major life activities. Major life activities include, but are not limited to, walking, standing, seeing, sleeping, hearing, speaking, breathing, learning, eating, reading, concentrating, thinking, communicating, working, lifting, bending, caring for oneself and performing manual tasks. This is not an all inclusive list of major life activities.
- Has a record of such an impairment, or
- Is regarded as having an impairment

Example: *An individual who falls under the second or third prong of the definition is protected by Section 504 only when negative action is taken based on the fact that he/she has a “record of” or is “regarded as” disabled. These prongs are meant to reach situations where individuals either never were or are not currently disabled, but are treated by others as if they were. It is the negative action taken based on the perception or the record that entitles an individual to protection against discrimination on the basis of the assumptions of others. It is rare for these last two prongs to be used in elementary and secondary schools. They cannot be the basis upon which the requirement for FAPE (Free Appropriate Public Education) is triggered.*

## B. What is a Physical or Mental Impairment?

A physical or mental impairment includes any physiological disorder or condition, cosmetic disfigurement, or anatomical loss affecting any of the body systems or any mental or psychological disorder. These disorders may include, but are not limited to Asthma, Epilepsy, Cancer, Heart Disease, Obsessive Compulsive Disorder, Bi-Polar Disorder, ADHD, Peanut Allergy, or a Learning Disability. This physical or mental impairment does not constitute a disability under Section 504 **unless its severity is such that it substantially limits one or more major life activities.**

The Section 504 statute explicitly excludes from the qualifying term “individual with a disability” a variety of “sexual behavior disorders,” such as exhibitionism and voyeurism. Compulsive gambling, kleptomania, and pyromania also are excluded as qualifying impairments as well as “psychoactive substance use disorders resulting from current illegal use of drugs.” Age and conditions resulting from cultural, environmental, or economic factors are not considered disabilities under Section 504.

### C. What is a Major Life Activity?

A major life activity includes functions such as self-care, performing manual tasks, walking, seeing, hearing, speaking, breathing, working and learning. Other major life activities include eating, sleeping, standing, lifting, bending, reading, concentrating, thinking and communicating. Major bodily functions that are major life activities include functions of the immune system, normal cell growth, digestive, bowel, bladder, neurological, brain, respiratory, circulatory, endocrine and reproductive functions. **This is not an all inclusive list.**

### D. What is a Substantial Limitation?

This question has several considerations and should be discussed by the 504 Committee

- The extent to which an impairment restricts an individual's major life activities as compared to non-disabled peers. An example of a person with a substantial limitation of a major life activity is a person with Sickle Cell Anemia which causes severe back and joint pain, and may limit the person's ability to walk. If this person can walk only a very short distance before having to rest, and non-disabled peers can walk 1 mile before having to rest, then this would be a **substantial limitation of walking**. Please note "Substantial limitation" does not mean "significantly restricted."
- A temporary impairment does not constitute a disability for purposes of Section 504 unless its severity is such that it results in a substantial limitation of one or more major life activities for an extended period of time. The issue of whether a temporary impairment is substantial enough to be a disability must be resolved on a case-by-case basis, taking into consideration both the expected duration and the extent of the impairment to which it actually limits a major life activity of the affected individual. (*See Part II, Procedures, H, Temporary Section 504 Impairments.*)
- An impairment that is episodic in nature or in remission is considered a disability if it would substantially limit a major life activity when active. Section 504 teams should look carefully at data over a range of time versus a snapshot of what is occurring on the day the Section 504 team performs the evaluation.
- The determination of whether an impairment substantially interferes with a major life activity must be made without regard to the ameliorative effects of mitigating measures such as medication, medical supplies, equipment or appliances, etc. (not including ordinary eyeglasses or contact lenses.)
- The impact an impairment has on a particular individual must also be considered. The same condition may affect people differently and the stage of the disease or a combination of problems could have varied effects.



## **E. Who Does Section 504 Cover Within the Public School System?**

With respect to public preschool, elementary and secondary educational services, a qualified person with a disability means a disabled person

- who is of an age during which nondisabled persons are provided educational services;
- who is of any age during which it is mandatory under Florida law to provide educational services to disabled persons; or
- to whom the State is required to provide a free appropriate public education pursuant to the Individuals with Disabilities Education Act (IDEA).

With respect to vocational education services, a qualified person with a disability means a disabled person who meets the academic and technical standards requisite to admission or participation in the vocational program or activity.

## **F. Purpose of Section 504 at School: “Leveling the Playing Field”**

The goal of Section 504 is to “level the playing field” ensuring that students with a disability have the opportunity to participate and access the general education curriculum and extracurricular activities to the same extent as a non-disabled peer. The law prohibits the discrimination (e.g. denial of participation or enjoyment of the benefits offered by public school programs) because of a child’s disability. Unfortunately, equal treatment and equal service may not be sufficient to convey equal benefits. For nondiscrimination to occur, Section 504 eligible students must receive services and related aids/accommodations that “level the playing field.” Accommodations provided have a direct relationship to evaluation data demonstrating disability-related need so that over-or-under accommodating does not occur, as the goal is to “level the playing field.” If evaluation data reveal that a student is eligible for a Section 504 Plan, “placement” on a Section 504 Plan typically means that instruction will continue in the regular education classroom with individually planned accommodations. Furthermore, there is generally no modification of curriculum for Section 504 students.

***SECTION 504***

***PROCEDURES***

## II. Procedures

### A. Referral

Referrals may be made by anyone (e.g., parents, teachers, or other knowledgeable professionals). Referrals shall be made on the *Section 504 Referral Form* and submitted to the Section 504 Chairperson. Referrals may be made at any time. Prior to completing the written referral, school staff are encouraged to contact appropriate staff members to seek input and/or guidance regarding the need for referral. Parents may request a referral form by contacting the Section 504 Chairperson or the District Compliance Officer. The District may request, but not require, relevant information from the parents in order to make a determination of eligibility.

A student should be referred for a Section 504 evaluation if it is suspected that the student has a physical or mental impairment that limits one or more major life activities.

If the District does not suspect that a student has a mental or physical impairment that substantially limits one or more major life activities and therefore determines not to evaluate, it will notify the parents of that decision through the issuance of a prior written notice and provide them with a copy of the *Notice of Section 504/ADA Procedural Information and Rights*.

It should be noted that as part of the Section 504 referral process, parents will be provided with copies of the following:

- *Section 504 Referral Form*
- *Section 504 Meeting Invitation*
- *Notice of Section 504/ADA Procedural Information and Rights*
- *Section 504 A Guide for Parents and Students*
- *Parent Planning Notes for Section 504*
- *Notice and Consent for Initial Section 504 Evaluation* (for initial Section 504 eligibility only)

### B. Evaluation

Any student being considered for **initial** Section 504 eligibility must have a *Notice and Consent for Initial Section 504 Evaluation* completed and signed by the parent. An evaluation shall be conducted or assessment information reviewed to determine if the student is disabled under Section 504. Parents will be afforded the opportunity to participate and provide input into the evaluation process. The assessment information may include, but will not be limited to, medical reports that document a physical or mental impairment, aptitude and achievement test scores, teacher observations, and recommendations and other data including information on social or cultural background and adaptive behavior. The information obtained from all such sources shall be documented and carefully considered to determine if a student qualifies for Section 504. Please note: A **re-evaluation, manifestation meeting or review/revision** to the *Section 504 Plan* **does not require** the *Notice and Consent for Initial Section 504 Evaluation* form.

The Section 504 Committee will be composed of persons knowledgeable about the student and give input regarding the student's school history, the student's individual needs, the meaning of evaluation data and educational options. The school principal will

monitor the composition of the 504 Committee to ensure that qualified personnel participate.

### **Setting up the 504 Meeting**

Send the *Section 504 Meeting Invitation*, the *Notice of Section 504/ADA Procedural Information and Rights*, *Section 504 A Guide for Parents and Students*, the *Parent Planning Notes for Section 504* and the *Notice and Consent for Initial Section 504 Evaluation* (for first time Section 504 Meetings only) to the parents after doing the following

- In the first paragraph of the *Section 504 Meeting Invitation*, check the appropriate boxes on the lines provided:
  - To determine initial eligibility for Section 504 and develop a Section 504 Plan as appropriate (include a *Notice of Consent for Initial Section 504 Evaluation*, if applicable).
  - To conduct a re-evaluation to determine continued eligibility
  - To conduct an annual review
  - To review/revise your child's Section 504 Plan
  - To discuss possible dismissal from the Section 504 Plan
  - To determine whether the discipline incident is a manifestation of the student's disability
- If you are mailing the *Section 504 Meeting Invitation* or sending the invitation home with the student, be sure to make two (2) copies of the completed form for the parent so the parent can keep a copy and send one copy back to the school.
  - Please note: If the parents have given consent to conduct the scheduled meeting in their absence, please be certain to provide the parent a copy of the completed *Section 504 Committee Initial Eligibility Report* or the *Section 504 Re-evaluation Report*, the *Section 504 Plan*, the *Notice of Section 504/ADA Procedural Information and Rights*, and/or a copy of the *Section 504 Manifestation Determination Review* (as applicable).
- On the *Notice of Section 504/ADA Procedural Information and Rights* form be sure to fill in the date given/mailed to the parent and retain a copy.
- On the *Notice and Consent for Initial Section 504 Evaluation* form remember to place your initials at the bottom of the form denoting that you have sent/given copies of the required forms. Include the name and phone number of the Section 504 Chairperson on the form; make two (2) copies of the completed form, one for the parent to keep and one for them to return to the Section 504 Chairperson.
- Have the teacher(s) complete the *Section 504 Teacher Input Form*.
- Complete the Procedural Checklist on the *Section 504 Committee Initial Eligibility Report* form and on the *Section 504 Re-evaluation Report* form.
- Invite appropriate personnel relevant to the individual needs of the student.

- Mandatory 504 committee members include the principal/administrative designee, 504 committee chairperson, student's teacher(s), psychologist (for initial and manifestations meetings) and student as appropriate.
- Although parents are not required members of the Section 504 Committee, parent participation is strongly encouraged and parents will be afforded every opportunity to participate in the evaluation, annual review, re-evaluation and manifestation processes.
- Other members may include the counselor, social worker, nurse (if a medical condition exists), a representative from transportation (if transportation is an issue), dean or school resource officer (for discipline problems), psychologist (for select re-evaluation and review/revision Section 504 meetings), and other school personnel as appropriate.

### **At the Meeting**

- Another *Notice of Section 504/ADA Procedural Information and Rights* is to be given to the parent at the 504 meeting. You must document the date given to the parent on the form (as above) and retain a copy.
- The *Section 504 Committee Eligibility Report*, the *Section 504 Plan*, and/or *Health Plan* (if appropriate) should be completed at the meeting.
- It is suggested that someone take notes during the meeting, particularly related to the eligibility question.

## **C. Eligibility**

The diagnosis of a medical condition does not, in and of itself, mean a student is eligible for Section 504. The condition must also “substantially limit” a major life activity. The physician’s diagnosis is sufficient only to establish the existence of a physical or mental impairment. Medical reports, signed by a licensed physician, will serve as documentation of a physical or mental impairment. Copies of any prior psychological and/or psychiatric reports will help establish the existence of an impairment.

To be eligible for Section 504, the student must have a physical or mental impairment which substantially limits one or more major life activities. Section 504 eligibility and the need for a 504 plan are separate determinations. A student can be technically eligible for Section 504 but not need services (an accommodation plan), for example, because the impairment is in remission and no services are necessary in order for the student to receive a Free Appropriate Public Education (FAPE). Put simply, a student does not have to demonstrate need for services to be Section 504 eligible. Similarly, for a student whose current use of mitigating measures meets his needs as adequately as the needs of nondisabled students are met, no 504 accommodation plan may be necessary.

Where students are eligible for Section 504 but no plan is needed (there is no disability need to be addressed or accommodated), the student receives manifestation determination, procedural safeguards, periodic re-evaluation (as needed), as well as the nondiscrimination protections of Section 504. Should the need for a 504 plan develop, the Section 504 team will reconvene and develop an appropriate Section 504 plan at that time.

The Section 504 Chairperson will be responsible for completion of the *Section 504 Committee Eligibility* form in consultation with the Section 504 team members. After discussing and documenting areas of concern, performance data, staff reports, parent documentation, other pertinent information and referral documentation, the team will complete the Eligibility Analysis on Page 2 of the *Section 504 Committee Eligibility Report*. The answers to these questions will guide the Section 504 Committee to an Eligibility Determination on Page 3 of the *Section 504 Committee Eligibility Report*.

#### **D. Section 504 Plan**

There are situations in which a student is Section 504 eligible but may not require a Section 504 Plan because of the corrective effects of mitigating measures, or the impairment is episodic, or in remission. A student who is Section 504 eligible and requires a Section 504 Plan in order for his/her educational needs to be met as adequately as those of non-disabled peers will have a Section 504 Plan developed.

The goal of the Section 504 Plan is to provide accommodations that “level the playing field” ensuring that students with a disability have the opportunity to participate and access the general education curriculum and extracurricular activities to the same extent as non-disabled peers. Section 504 does not guarantee equal outcome but provides equal opportunity, so that if appropriate effort is applied, a student will benefit the same as non-disabled peers.

In accordance with Section 504 guidelines, the school is required to provide services and related aids. Throughout this manual, these services and related aids will be referenced as “reasonable accommodations.” Accommodations a student will receive are individualized. Furthermore, they have a direct relationship to data that demonstrates the disability-related need. It is critical that appropriate data be collected to determine student needs.

- Accommodations must be based on information and data used in the evaluation and eligibility determination process.
- The plan may include accommodations for the school building or classroom, extracurricular activities, administrative adjustments, academic and instructional accommodations, and/or testing accommodations.
- The same types of accommodations should be provided for both classroom assignments and assessments. Accommodations for testing, both classroom and standardized, must be addressed when developing the plan and these testing accommodations must be specified in the plan. Standardized testing accommodations must be consistent with what is outlined in the test administration manual.
- Students needing pencil-paper standardized testing (versus computer based testing) must have this specific accommodation documented in their Section 504 Plan.
- Types of accommodations
  - Presentation (instructional methods and materials)
  - Response (assignments and classroom assessments)
  - Scheduling (time demands)
  - Setting (learning environment/school grounds)
  - Assisted Devices (use of special communication systems)

\*See Appendix for lists of potential accommodations and modifications.

Accommodation Planning Requirements
<ol style="list-style-type: none"> <li>1. Match accommodations with student needs.</li> <li>2. Provide copies and an explanation of the <i>Section 504 Plan</i> to everyone responsible for implementation.</li> <li>3. Meet annually to review accommodations and/or consider the need for a <i>Section 504 Plan</i>.</li> <li>4. Write specific accommodations and monitor the <i>Section 504 Plan</i>.</li> <li>5. Involve school administration in the implementation of the <i>Section 504 Plan</i>.</li> <li>6. Have teachers sign and date the <i>Documentation for Receipt of Section 504 Plan</i>.</li> </ol>

For initial Section 504 Plans, parental consent is required prior to implementation by the District. After parents consent to the initial Section 504 Plan, the District may implement subsequent plans without written parental consent, but the parents must be provided with a copy of the *Notice of Section 504/ADA Procedural Information and Rights* that explains their right to challenge the District's actions.

Please note: If the student's needs are so extreme as to require special education and related services, a referral to the school's MTSS Team should be considered. If a student becomes eligible for services under IDEA, is no longer served through a Section 504 Committee and is exited from the program, the student will receive a free appropriate public education through the IEP team, together with the nondiscrimination protections and procedural safeguards of Section 504. The 504 Chairperson will dismiss the student from 504 in the data base.

#### **E. Annual Review**

Lists from Advanced Reports in FOCUS can be generated to track and cross reference Section 504 students at your school. Section 504 Committee Chairpersons should distribute each student's *Section 504 Plan* to all affected teachers at the beginning of the school year and at semester or schedule changes.

Students found eligible for Section 504 must have an annual meeting to determine the need for a plan or to review or revise a plan.

#### **F. Re-evaluation Procedures**

Re-evaluations are not required at specific intervals; however, assessments will be updated so that eligibility and accommodation planning is based on information that accurately defines the student's disability and reflects the student's current strengths and needs. At least every three (3) years appropriate school staff should determine whether updated evaluations are needed. A re-evaluation will be completed prior to a significant change in placement. When a re-evaluation is needed, parents will be sent a *Section 504 Meeting Invitation* and a copy of the *Notice of Section 504/ADA Procedural Information and Rights* prior to conducting a re-evaluation. Consistent with initial evaluations, parents will be afforded the opportunity to meaningfully participate and provide input in the re-evaluation process. (Please refer to the *Section 504 Quick Guide for Chairperson Re-evaluation* for all steps in this process.)

## **G. Section 504 Transfer Procedures**

When a student with a Section 504 Plan transfers to a Charlotte County Public School a Section 504 meeting should be scheduled to review the previous Section 504 Plan, discuss the student's current needs and consider whether or not a new Section 504 Plan is needed.

## **H. Temporary Section 504 Impairment**

There are no hard and fast rules as to the specific temporary impairments that may constitute disabilities under Section 504. The determination to extend coverage must be made on a case-by-case basis, taking into consideration factors such as how long and how severely the temporary impairment limits a major life activity.

If a right-handed student broke his left arm and the break is expected to heal normally, without complications, this probably would not constitute a disability. However, if a student broke his dominant right arm causing an impaired ability to perform manual tasks, such as writing, this probably would constitute a temporary disability under Section 504. Another example may be a case of temporary blindness, even for a short duration, which would severely impact several major life activities.

## **I. Discipline/Manifestation Determination**

Discipline practices for a student with a disability should be determined on a case-by-case basis. Under each circumstance, it is important that students with disabilities not be denied services based solely on their disabilities. Students should not be discriminated against or punished for behavior that was caused by or was a "manifestation" of their disability.

When a student who is eligible for Section 504 commits a violation (or violations) of the *Code of Student Conduct* which results in ten (10) cumulative days of suspension or when expulsion is being considered, a manifestation determination must be conducted. (Please refer to the *Section 504 Quick Guide for Chairperson Manifestation* for all steps in this process.)

The Section 504 Team will meet to determine if the student's misconduct was a manifestation of his/her disability\*. (Please refer to the *Section 504 Quick Guide for Chairperson Manifestation* for all steps in this process.) The student's records will be reviewed along with any additional pertinent data. The Team decision is documented on the *Section 504 Manifestation Determination Review* form.

If it is determined that the misconduct **IS** caused by the disability, the Team may rescind some, or all, remaining days of suspension as appropriate. As well, the Team may need to modify accommodations and consider additional behavioral support in the form of a formal behavioral plan. A Functional Behavior Assessment (FBA) may be appropriate in this endeavor. An alternative education placement may also be considered. **Prior to any significant change in placement a re-evaluation will be completed (i.e., from regular school to the Suspension Expulsion Alternative Program or the Afternoon Alternative Program).**

If it is determined that the misconduct **IS NOT** caused by the disability, the school may proceed with normal disciplinary procedures. The team may need to modify accommodations, consider an FBA and additional behavioral support in the form of a



formal behavioral plan. An alternative education placement may also be considered. **Prior to any significant change in placement a re-evaluation will be completed (i.e., from regular school to the Suspension Expulsion Alternative Program or the Afternoon Alternative Program).**

Please note: Parents must be given a copy of the *Notice of Section 504/ADA Procedural Information and Rights* and the signed *Section 504 Manifestation Determination Review* form and any other forms as appropriate.

#### **J. Good Cause Exemption**

Good Cause Exemption for retention of a 504 student in elementary school is the same as it is for an ESE student such that the 504 student can be promoted for good cause if he/she has had more than two (2) years of intensive remediation documented on his/her Section 504 Plan and he/she has been retained once in K-3. Also, any student in K-3 can be promoted for “Good Cause” if he/she has been retained twice, received two (2) or more years of intensive remediation, an altered instructional day and specialized reading strategies, regardless of ESE or 504 eligibility.

#### **K. Complaint Procedures**

Parents must be advised of their rights with respect to *Section 504 of the Rehabilitation Act of 1973*. They should also receive notice when their child is evaluated, identified or is involved in a significant change of placement and give consent when their child is initially evaluated. All decisions made about a student should be based on information acquired from a variety of sources and provided by individuals knowledgeable about the student, the evaluation data, and the placement options. Parents also have the right to examine all relevant records relating to decisions involving identification, evaluation and placement. Parents have the right to request mediation, file a local complaint or request a due process hearing to resolve issues relating to the identification, evaluation or placement of their child. **These complaint processes are separate, distinct, and voluntary.**

Individuals disagreeing with the identification, evaluation or provision of services under Section 504 should follow these steps until the point of resolution:

1. A meeting will be held with the school-based Section 504 Team along with a school administrator responsible for Section 504 to resolve concerns.
2. When the parents disagree with the decisions made by the Section 504 Committee they will put their concerns in writing to the school principal who will hold a conference with the parents and attempt to resolve the issue within ten (10) school days of the receipt of the written request. The school principal will make results available in writing to all concerned parties.
3. Should an attempt to resolve the concerns prove unsuccessful, parents have the right to a district level complaint process accomplished by filing a written complaint to the Coordinator of Psychological Services. The Coordinator of Psychological Services will have fifteen (15) school days from receipt of the complaint to investigate and turn the findings over to a Section 504 District Review Committee. The District Review Committee will be comprised of a multidisciplinary team of experts in the field of physical and mental disorders. The team will provide their written findings to the parents within ten (10) school days of receipt of the complaint from the Coordinator.

4. When parents request mediation with respect to the findings of the Section 504 District Review Committee, the request for mediation will be given in writing to the Coordinator of Psychological Services. The Coordinator will request mediation from the Department of Education within ten (10) school days of the receipt of the written request. The mediator will complete a report to summarize the results and document the mediation process.
5. If the concern has not been resolved through mediation, the parents can make an appeal in writing to the Superintendent who has ten (10) school days to make a final determination.

#### **L. Hearing Procedures**

Parents also have the right to voluntarily request an impartial due process hearing at any time without seeking mediation or without filing a district level complaint pursuant to the Florida Administrative Procedure Act (F.S. Chapter 120.) To obtain a due process hearing, a written request should be made to the Superintendent. Parents and the school district have the right to examine all relevant educational records of the student, call and examine witnesses, provide testimony, and to be accompanied and advised by legal counsel in any due process proceeding and any related appeals. The District will contract with the Division of Administrative Hearings (DOAH) to appoint an Administrative Law Judge (ALJ) as a Due Process Hearing Officer upon receipt of a written request for a due process hearing. The District will grant DOAH the authority to hear the Section 504 matter. Upon completion of the hearing, the ALJ will issue a Recommended Order which will be communicated to all parties. The parties will have an opportunity to submit exceptions to the Recommended Order. The School Board will meet to consider the exceptions and render its Final Order. All of the above hearing proceedings shall be conducted pursuant to the requirements of Section 120.57(1)F.S. Any party may appeal the Board's Final Order pursuant to the requirements of Section 120.68F.S.

Parents may at any time also request mediation or involvement by the Office for Civil Rights, the federal agency charged with the enforcement responsibility for Section 504. Efforts should be made to assist parents to resolve disputes on a local level as a first priority. The Office for Civil Rights may be contacted at:

Atlanta Office  
Office for Civil Rights  
U.S. Department of Education  
61 Forsyth Street S.W.  
Suite 19T10  
Atlanta, Georgia 30303-8927  
Telephone: (404) 974-9406  
Fax: (404) 974-9471  
TDD: (800) 877-8339

Questions regarding procedural safeguards, mediation, complaint procedures or hearings should be directed to Steven Jones, Coordinator of Psychological Services at (941) 255-0808, extension 3062.

## **M. John McKay Scholarships for Students with Disability Program**

Effective July 1, 2011, students **on a Section 504 Plan** will, under certain circumstances, be eligible for McKay Scholarship.

- Document that you have advised the parents of their option for McKay on the current *Section 504 Plan* (**check the box after “Other” on the *Section 504 Plan***) and refer them to the McKay Scholarship website at <http://www.floridaschoolchoice.org>.

Please note: A student is not eligible for a McKay Scholarship if he or she has been issued a temporary accommodation plan (which is valid for 6 months or less) or if the student is eligible for Section 504 but does not need an accommodation plan due to the corrective effects of mitigating measures, or the impairment is episodic, or in remission.

# ***APPENDIX***

# ***SECTION 504***

## ***FORMS***



School Support  
1445 Education Way  
Port Charlotte, FL 33948  
(941) 255-0808  
FAX: (941) 255-7573

## SECTION 504 REFERRAL FORM

The purpose of Section 504 is to assist students with a disability defined as

1. substantially limiting one or more major life activities
2. having a record of such impairment
3. regarded as having such an impairment

The determination of whether a student has a physical or mental impairment that substantially limits a major life activity will be made on the basis of an individual inquiry.

Student Name: \_\_\_\_\_ ID#: \_\_\_\_\_  
School: \_\_\_\_\_ Grade: \_\_\_\_\_ Teacher: \_\_\_\_\_  
Date of Birth: \_\_\_\_\_ Age: \_\_\_\_\_ Primary Language: \_\_\_\_\_  
Parent/Guardian: \_\_\_\_\_  
Address: \_\_\_\_\_  
Telephone: \_\_\_\_\_ (home) \_\_\_\_\_ (work or cell)

*Instructions: Respond to the following items as completely as possible with attached supportive data (e.g., medical records, diagnostic reports, academic grades, test scores, disciplinary reports, and/or behavioral observations.)*

**Which one or more of the following major life activities and/or major bodily functions is substantially limited?**

**Major Life Activities include, but are not limited to (please check all that apply)**

- |  |  |  |                                      |                                  |
|--|--|--|--------------------------------------|----------------------------------|
| <input type="checkbox"/> Self-Care     | <input type="checkbox"/> Performing Manual Tasks | <input type="checkbox"/> Walking       | <input type="checkbox"/> Seeing      | <input type="checkbox"/> Hearing |
| <input type="checkbox"/> Speaking      | <input type="checkbox"/> Breathing               | <input type="checkbox"/> Working       | <input type="checkbox"/> Learning    | <input type="checkbox"/> Eating  |
| <input type="checkbox"/> Sleeping      | <input type="checkbox"/> Standing                | <input type="checkbox"/> Lifting       | <input type="checkbox"/> Bending     | <input type="checkbox"/> Reading |
| <input type="checkbox"/> Concentrating | <input type="checkbox"/> Thinking                | <input type="checkbox"/> Communicating | <input type="checkbox"/> Other _____ |                                  |

**Explain:** \_\_\_\_\_  
\_\_\_\_\_

**Major bodily functions that are major life activities include, but are not limited to, functions of the (please check, if any, all that apply)**

- |   |   |                                      |                                      |                                    |
|---|---|--------------------------------------|--------------------------------------|------------------------------------|
| <input type="checkbox"/> Immune System          | <input type="checkbox"/> Normal cell growth | <input type="checkbox"/> Digestive   | <input type="checkbox"/> Bowel       | <input type="checkbox"/> Bladder   |
| <input type="checkbox"/> Neurological           | <input type="checkbox"/> Brain              | <input type="checkbox"/> Respiratory | <input type="checkbox"/> Circulatory | <input type="checkbox"/> Endocrine |
| <input type="checkbox"/> Reproductive Functions | <input type="checkbox"/> Other _____        |                                      |                                      |                                    |

**Explain:** \_\_\_\_\_  
\_\_\_\_\_

Requested by: (Signature) \_\_\_\_\_ Date: \_\_\_\_\_


Position / Relationship: \_\_\_\_\_

**Return this completed form to the school Section 504 Chairperson, \_\_\_\_\_**

Section 504 Chairperson

Distribution: Student Records (File and Online)  
Parent/Guardian

Dev. 4/10 Rev. 8/11, 8/12, 5/18 MIS-9035-500



School Support  
1445 Education Way  
Port Charlotte, FL 33948  
(941) 255-0808  
FAX: (941) 255-7573

## SECTION 504 MEETING INVITATION

(Please see attached *Notice of Section 504/ADA Procedural Information and Rights*,  
*Section 504 A Guide for Parents and Students*, the *Parent Planning Notes for Section 504*)

Notice 1 \_\_\_\_\_  
Date \_\_\_\_\_

Notice 2 \_\_\_\_\_  
(If Necessary) Date \_\_\_\_\_

To the Parent/Guardian of: \_\_\_\_\_  
Student / School / Grade

While parents are not required members of Section 504 Committees, we would very much appreciate your input. Your participation would be quite helpful to us in making the best decisions possible. You are invited to participate in a Section 504 Meeting:

- ☐ To determine initial eligibility for Section 504 and develop a Section 504 Plan as appropriate  
(include a *Notice of Consent for Initial Section 504 Evaluation*, if applicable)
- ☐ To conduct a re-evaluation to determine continued eligibility
- ☐ To conduct an annual review
- ☐ To review / revise your child's Section 504 Plan
- ☐ To discuss possible dismissal from the Section 504 Plan
- ☐ To determine whether the discipline incident is a manifestation of the student's disability

The meeting has been scheduled for:

Date \_\_\_\_\_ Time \_\_\_\_\_ Place \_\_\_\_\_

Upon arrival, please report to the Main Office and ask for:

\_\_\_\_\_  
Name / Position

The Section 504 Chairperson and the following people will be invited to attend:

- |   |   |  |  |
|---|---|--|--|
| <input type="checkbox"/> Principal/Designee | <input type="checkbox"/> School Counselor     | <input type="checkbox"/> School Psychologist | <input type="checkbox"/> Other (Specify) _____ |
| <input type="checkbox"/> Teacher            | <input type="checkbox"/> School Social Worker | <input type="checkbox"/> School Nurse        |  |

Return signed form by \_\_\_\_\_ to \_\_\_\_\_  
Date Name / Location

**Please check one box below on both copies, sign and date both copies, and return one completed copy to the above:**

- ☐ Yes, I will attend the scheduled meeting and have received my *Notice of Section 504/ADA Procedural Information and Rights*, *Section 504 A Guide for Parents and Students* and the *Parent Planning Notes for Section 504*
- ☐ I cannot attend at the scheduled time and have received my *Notice of Section 504/ADA Procedural Information and Rights*, *Section 504 A Guide for Parents and Students* and the *Parent Planning Notes for Section 504* but can be contacted at \_\_\_\_\_  
Phone Number / Time of Day to reschedule.
- ☐ I cannot attend the scheduled meeting but understand that I will be notified of the Section 504 Committee's decision in writing. I have received my *Notice of Section 504/ADA Procedural Information and Rights*, *Section 504 A Guide for Parents and Students* and the *Parent Planning Notes for Section 504*.

\_\_\_\_\_  
Parent/Guardian Signature / Date Signed Student Name / Grade

\_\_\_\_\_  
Home Phone / Work or Cell Phone Name of School Contact Person / Position / Phone Number

Distribution: Student Records (File and Online)  
Parent/Guardian

Dev. 5/02 Rev. 4/03, 2/07, 10/09, 4/10, 8/11, 8/12, 5/18 MIS-9035-501



School Support  
1445 Education Way  
Port Charlotte, FL 33948  
(941) 255-0808  
FAX: (941) 255-7573

## NOTICE OF SECTION 504/ADA PROCEDURAL INFORMATION AND RIGHTS

STUDENT NAME: \_\_\_\_\_

SCHOOL: \_\_\_\_\_

DATE GIVEN/MAILED PARENT/GUARDIAN: \_\_\_\_\_

The following is a description of the rights granted by federal law to students with disabilities. The intent of the law is to keep you fully informed concerning decisions about your child and to inform you of your rights if you disagree with any of these decisions.

You have the right to:

1. Have your child take part in, and receive benefits from, public education programs without discrimination because of his/her disabling conditions;
2. Have the school district advise you of your rights under federal law;
3. Receive notice with respect to identification, evaluation, or placement of your child;
4. Have your child receive a free appropriate public education which includes regular or special education and related aids and services that were designed to meet the individual needs of your child as adequately as the needs of non-disabled children are met. This includes the right to be educated with non-disabled students to the maximum extent appropriate to the needs of your child. It also includes the right to have the school/district make reasonable accommodations to allow your child an equal opportunity to participate in school and school-related activities;
5. Have your child receive services and be educated in facilities which are comparable to those provided to non-disabled students;
6. Have evaluation, educational, and placement decisions made based on a variety of information sources, and by persons who know the student and who are knowledgeable about the evaluation data and placement options;
7. Have your child be given an opportunity to participate in nonacademic and extracurricular activities offered by the district;
8. Examine all relevant records relating to decisions regarding your child's identification, evaluation, and placement;
9. The right to periodic reevaluation;
10. Request mediation or an impartial due process hearing related to decisions or actions regarding your child's identification, evaluation, educational program, or placement. You and your child may take part in the hearing and be represented by counsel. Hearing requests must be made to your local school district;
11. File a local grievance relating to an alleged violation of Section 504 regulations.

The person in your school responsible for assuring that Section 504 regulations are met is the school principal. The principal may be reached at the school phone number.

The person in this district responsible for assuring that Section 504 regulations are met is Steven Jones, Coordinator of Psychological Services. Mr. Jones may be contacted at 941-255-0808, extension 3062.

Online Only

Distribution: Student Records (File and Online)  
Parent/Guardian

Rev. 11/97, 1/99, 4/03, 7/09, 4/10, 8/11

MIS-9035-502





School Support  
1445 Education Way  
Port Charlotte, FL 33948  
(941) 255-0808  
FAX: (941) 255-7573

## SECTION 504 A GUIDE FOR PARENTS AND STUDENTS

### What is Section 504?

Section 504 of the Rehabilitation Act of 1973 protects the civil rights of individuals with disabilities. Public schools must provide accommodations and services for students with special needs. Students in preschool, elementary, secondary and adult education programs and activities may receive accommodations or services.

School districts must make reasonable accommodations to allow students an opportunity to participate in school and school-related activities. Disabled students should receive services that are equal to, and as effective as, other students. It is not the intent of Section 504 to provide program(s) that are fundamentally different from existing opportunities.

### Who is considered to have a disability?

Under Section 504, a person is considered to have a disability if he/she meets one or more of the following definitions

- Has a physical or mental impairment which **substantially limits** one or more major life activities such as learning in school, caring for one's self, performing manual tasks, walking, seeing, hearing, speaking, breathing and working. Impairments may include, but not be limited to
  - Allergies
  - Arthritis
  - Asthma
  - Attention Deficit Hyperactivity Disorder (ADHD/ADD)
  - Behavioral Disorders
  - Cancer
  - Communicable Diseases such as HIV, AIDS, TB
  - Diabetes
  - Heart Disease
  - Hemophilia
  - Obesity
  - Rehabilitation or recovery from drug or alcohol dependency
- Has a record or history of such an impairment (e.g., a student with learning disabilities who is no longer eligible for special education, a student who had cancer, a student recovering from physical illness).
- Is regarded as having such an impairment (i.e., overt acts of discrimination).

Children who are primarily culturally, environmentally, or economically disadvantaged are not eligible under Section 504.



School Support  
1445 Education Way  
Port Charlotte, FL 33948  
(941) 255-0808  
FAX: (941) 255-7573

## PARENT PLANNING NOTES FOR SECTION 504

Student Name: \_\_\_\_\_ School: \_\_\_\_\_ Grade: \_\_\_\_\_ Date: \_\_\_\_\_

Parent/Guardian: \_\_\_\_\_ Relationship to Student: \_\_\_\_\_

Enclosed is an invitation for your participation in a meeting on your child regarding Section 504. Your participation in the Section 504 meeting is very important for your child and your child's teachers.

Please respond to the questions below and return these notes to \_\_\_\_\_ prior to the Section 504 meeting if time allows. You may also choose to bring the notes with you to the meeting.

1. What are your child's strengths?

---

---

---

2. What are your greatest concerns regarding your child's progress in any of the following areas:

Academic Progress (reading, writing, mathematics, etc): \_\_\_\_\_

---

---

Social/Emotional Adjustment (ability to cope, get along with others): \_\_\_\_\_

---

---

Communication Skills (understanding what others say and making his/her own needs known): \_\_\_\_\_

---

---

Medical Issues: \_\_\_\_\_

---

---

3. Please share any additional information about your child which will be helpful to the Section 504 team: \_\_\_\_\_

---

---

---

*Please feel free to write on the back of this form if more room is needed.*



School Support  
1445 Education Way  
Port Charlotte, FL 33948  
(941) 255-0808  
FAX: (941) 255-7573

## NOTICE AND CONSENT FOR INITIAL SECTION 504 EVALUATION

Date given/mailed: \_\_\_\_\_ School: \_\_\_\_\_ Grade: \_\_\_\_\_  
Student Name: \_\_\_\_\_ Address: \_\_\_\_\_  
Parent/Guardian: \_\_\_\_\_  
Home Phone: \_\_\_\_\_ Work or Cell Phone: \_\_\_\_\_

We have carefully reviewed your child's school records and information from teachers. Additional information is necessary to fully determine your child's educational needs and whether he/she might be eligible for assistance in the regular classroom under Section 504. We are requesting that you consent to an evaluation under Section 504 for the following reasons:

---

---

---

In many cases, the Section 504 evaluation may consist of staff reviewing and interpreting existing school records, including anecdotal evidence, observations, prior individual assessment (if available), grades, standardized test scores, information provided by the parent/guardian, and other data, in order to determine if your child qualifies for accommodations in the regular classroom. This is not an Exceptional Student Education evaluation.

Please review the enclosed document entitled *Notice of Section 504/ADA Procedural Information and Rights*. This document informs you of your rights under Section 504. Keep the *Notice of Section 504/ADA Procedural Information and Rights* for future reference.

If you consent to the evaluation sign and date both copies and return one completed copy to the school Section 504 Chairperson, \_\_\_\_\_ who can be reached at \_\_\_\_\_.  
Section 504 Chairperson School Telephone Number

**As the parent/guardian of the above referenced student, having received the *Notice of Section 504/ADA Procedural Information and Rights* and the *Parent Planning Notes for Section 504*, I hereby consent to an evaluation under Section 504.**

_____	_____	_____
<b>Parent/Guardian (Signature)</b>	<b>Parent/Guardian (Printed Name)</b>	<b>Date Signed</b>

Initial as completed:

\_\_\_\_\_ *Notice of Section 504/ADA Procedural Information and Rights* - included  
\_\_\_\_\_ *Parent Planning Notes for Section 504* - included

Distribution: Student Records (File and Online)  
Parent/Guardian

Dev. 7/09 Rev. 4/10, 8/11, 5/18

MIS-9035-506



School Support  
1445 Education Way  
Port Charlotte, FL 33948  
(941) 255-0808  
FAX: (941) 255-7573

### SECTION 504 TEACHER INPUT FORM

Student Name: \_\_\_\_\_ Teacher: \_\_\_\_\_

School: \_\_\_\_\_ Grade: \_\_\_\_\_ Date Completed: \_\_\_\_\_

- ☐ Yes ☐ No 1. Has the student demonstrated a consistent need for substantially more time to complete in-school assignments than is required by non-disabled students? (If yes, explain in terms of additional time needed, subject matter and types of assignments)
- \_\_\_\_\_
- ☐ Yes ☐ No 2. Are modified assignments required? (If yes, explain in terms of type of modification required, subject matter, and types of assignments)
- \_\_\_\_\_
- ☐ Yes ☐ No 3. Is modified testing consistently necessary for the student to be able to demonstrate knowledge? (If yes, explain in terms of subject matter, types of assignments and necessary modifications)
- \_\_\_\_\_
- ☐ Yes ☐ No 4. Does the student exhibit frequent behaviors such as drowsiness, impulsivity, inattentiveness, or aggressiveness, directly associated with an identified physical or mental impairment, and do these behaviors significantly interfere with school performance? (If yes, explain in terms of time of day, frequency, duration - include observation data)
- \_\_\_\_\_
- ☐ Yes ☐ No 5. Does the student exhibit significant difficulty with planning, organization and completion of school-related activities and assignments? (If yes, describe)
- \_\_\_\_\_
- ☐ Yes ☐ No 6. Is the student chronically absent or tardy for reasons related to a diagnosed physical or mental impairment, and are these absences or tardies interfering with school performance? (If yes, explain)
- \_\_\_\_\_
- ☐ Yes ☐ No 7. Are you aware of any health problems that might impact the student in the classroom? (If yes, explain)
- \_\_\_\_\_

8. Additional areas of concern:

\_\_\_\_\_

9. Student strengths:

\_\_\_\_\_

Please attach additional pages as necessary

Distribution: Student Records (File and Online)  
Parent/Guardian

Dev. 8/11, 5/18

MIS-9035-507



School Support  
1445 Education Way  
Port Charlotte, FL 33948  
(941) 255-0808  
FAX: (941) 255-7573

## SECTION 504 COMMITTEE INITIAL ELIGIBILITY REPORT

Student Name: \_\_\_\_\_ ID#: \_\_\_\_\_  
School: \_\_\_\_\_ Grade: \_\_\_\_\_ Teacher: \_\_\_\_\_  
Date of Birth: \_\_\_\_\_ Age: \_\_\_\_\_ Primary Language: \_\_\_\_\_  
Parent/Guardian: \_\_\_\_\_  
Address: \_\_\_\_\_  
Telephone: \_\_\_\_\_ (home) \_\_\_\_\_ (work or cell)

**Procedural  
Checklist -**

All must be  
checked prior  
to the evaluation

**Verify that the parent has:**

- ☐ Consented to the initial Section 504 evaluation.
- ☐ Received the *Notice of Section 504/ADA Procedural Information and Rights*.
- ☐ Been informed (☐ in writing ☐ by phone ☐ in person) of the date, time and place of this evaluation meeting.
- ☐ Been provided the *Parent Planning Notes for Section 504*.

**Verify that:**

- ☐ The membership of the Section 504 Committee includes persons with knowledge of each of the following three areas: (1) the student, (2) the meaning of the evaluation data and (3) placement options.
- ☐ A release/exchange of records has been signed (as needed).
- ☐ The teacher has completed the *Section 504 Teacher Input Form*.

Area(s) of Concern: \_\_\_\_\_  
\_\_\_\_\_  
\_\_\_\_\_  
\_\_\_\_\_

Summary of formal performance data reviewed: \_\_\_\_\_  
\_\_\_\_\_  
\_\_\_\_\_  
\_\_\_\_\_

Summary of staff reports/comments: \_\_\_\_\_  
\_\_\_\_\_  
\_\_\_\_\_  
\_\_\_\_\_

Summary of parent/guardian report/comments: \_\_\_\_\_  
\_\_\_\_\_  
\_\_\_\_\_  
\_\_\_\_\_

Other pertinent information: \_\_\_\_\_  
\_\_\_\_\_  
\_\_\_\_\_  
\_\_\_\_\_

**Records/Evaluations Reviewed: Check all that apply.**

The Committee reviewed and carefully considered the following data which was gathered from a variety of sources, including the referral document.

- |  |   |   |
|--|---|---|
| <input type="checkbox"/> Grade reports             | <input type="checkbox"/> Section 504 Teacher Input Form | <input type="checkbox"/> Disciplinary records/referrals     |
| <input type="checkbox"/> Student work portfolio    | <input type="checkbox"/> Standardized Tests/other tests | <input type="checkbox"/> Documented Classroom Modifications |
| <input type="checkbox"/> School Health Information | <input type="checkbox"/> Medical evaluations            | <input type="checkbox"/> Parent/Guardian input              |
| <input type="checkbox"/> Psychological Reports     | <input type="checkbox"/> Other _____                    |   |

*(Teacher and Parent Input, as well as Confidential/Medical Reports, are to be maintained in the student's Section 504 folder)*

As directed by Congress in the ADAAA, the Section 504 Committee understands that the definition of disability "shall be construed in favor of broad coverage of individuals under this Act, to the maximum extent permitted by the terms of this Act."

**Eligibility Analysis**

Based on the evaluation data gathered from a variety of sources, the Section 504 Committee answered the following questions to determine Section 504 eligibility

- ☐ Yes ☐ No (1) Does the student have a physical or mental impairment? (If **yes**, please describe the impairment)

\_\_\_\_\_

- ☐ Yes ☐ No A. Is the impairment temporary? (If **yes**, describe intensity or expected duration) \_\_\_\_\_

\_\_\_\_\_

- ☐ Yes ☐ No B. Is the impairment episodic, intermittent or in remission? (If **yes**, describe frequency, intensity or expected duration) \_\_\_\_\_

\_\_\_\_\_

- ☐ Yes ☐ No (2) Does the physical or mental impairment affect one or more major life activity or major bodily function? (If **yes**, name the major life activity or major bodily function which is affected)

\_\_\_\_\_

- A. Describe how the above named impairment substantially limits a major life activity or major bodily function. For disorders that are episodic, intermittent or in remission, please describe how the impairment substantially limits a major life activity when active. \_\_\_\_\_

\_\_\_\_\_

- (3) Mitigating measures (examples include medication and hearing aids)

- ☐ Yes ☐ No A. Is the student using any measures or other modifications to reduce or control the effect of the impairment? (If **no**, move on to Eligibility Determination - Page 3)

- B. What is the mitigating measure(s)? \_\_\_\_\_

\_\_\_\_\_

\_\_\_\_\_

- C. Taking into account the evaluation information, check the best descriptor of the major life activity or major bodily function limitation if the student was **not** using a mitigating measure.

☐ Negligible / Unknown

☐ Moderate

☐ Substantial

- ☐ Yes ☐ No D. Do mitigating measures ameliorate the effects of the impairment in order for his/her educational needs to be met as adequately as those of non-disabled peers?

### Initial Eligibility Determination

Based on an analysis of the evaluation data, does the student have an impairment that **substantially** limits a major life activity?

- ☐ No, the student is not eligible.
- ☐ Yes, the student is Section 504 eligible but does not require a Section 504 Plan because of the corrective effects of mitigating measures or the impairment is in remission. The Section 504 Committee will be reconvened at least annually, or more frequently if requested by school personnel or parents, to review the need for a plan.
- ☐ Yes, the student is Section 504 eligible and requires a Section 504 Plan in order for his/her educational needs to be met as adequately as those of non-disabled peers.

Eligible students will be re-evaluated every three years. Next Section 504 Re-evaluation date is: \_\_\_\_\_

*Note: Section 504 does not guarantee equal outcome but provides equal opportunity, so that if appropriate effort is applied, a student will benefit the same as non-disabled peers.*

If you disagree with the Section 504 Committee's decision, please contact Steven Jones, Coordinator of Psychological Services, at (941) 255-0808, extension 3062, or consult your *Notice of Section 504/ADA Procedural Information and Rights*.

#### **Procedural Safeguards:**

- ☐ **Verify that a copy of this completed *Section 504 Committee Eligibility Report* and a copy of the *Notice of Section 504/ADA Procedural Information and Rights* was provided to the parent (☐ by mail ☐ in person).**

Team/Meeting  
Participants  
and Signatures

\_\_\_\_\_  
School Counselor/504 Chairperson

\_\_\_\_\_  
School Psychologist

\_\_\_\_\_  
Teacher

\_\_\_\_\_  
Other

\_\_\_\_\_  
Teacher

\_\_\_\_\_  
Other

\_\_\_\_\_  
Teacher

\_\_\_\_\_  
Other

\_\_\_\_\_  
Teacher

\_\_\_\_\_  
Other

\_\_\_\_\_  
Meeting Date

\_\_\_\_\_  
Parent/Guardian

\_\_\_\_\_  
Student



School Support  
1445 Education Way  
Port Charlotte, FL 33948  
(941) 255-0808  
FAX: (941) 255-7573

## SECTION 504 PLAN

Student Name: \_\_\_\_\_ ID#: \_\_\_\_\_ Date of Birth: \_\_\_\_\_  
School: \_\_\_\_\_ Grade: \_\_\_\_\_ Teacher: \_\_\_\_\_ Date: \_\_\_\_\_

In accordance with Section 504 guidelines, the school is required to provide accommodations based upon data that documents the need for those accommodations. This will help to assure that over-or-under accommodating does not occur. *Note: Section 504 does not guarantee equal outcome but provides equal opportunity, so that if appropriate effort is applied, a student will benefit the same as non-disabled peers.*

### Need for Accommodations:

- ☐ Yes - Requires a Section 504 Plan  
☐ No - Continues to be Section 504 eligible but does not require a Section 504 Plan  
(If **no**, please continue to the signature lines below **and omit McKay information**)

### Describe school and classroom accommodations needed, including classroom/state assessments

### Subject Areas

☐ Y ☐ N Presentation (Instruction, Methods, Materials and Assessments)

\_\_\_\_\_

☐ Y ☐ N Response (Assignments and Assessments)

\_\_\_\_\_

☐ Y ☐ N Schedule (Time Demands)

\_\_\_\_\_

☐ Y ☐ N Setting (Learning Environments / School Grounds)

\_\_\_\_\_

☐ Y ☐ N Assistive Devices (Use of Special Communications Systems)

\_\_\_\_\_

☐ Y ☐ N Accommodations needed for state standardized tests

\_\_\_\_\_

Other: \_\_\_\_\_ Impairment: \_\_\_\_\_

☐ **Informed parents of their McKay option and referred them to the McKay Website - <http://www.floridaschoolchoice.org>**

Date of next Section 504 Review Meeting: \_\_\_\_\_ Three Year Re-evaluation Date: \_\_\_\_\_

Signatures of Section 504 Team Members who participated in the Section 504 Meeting:

_____	Principal/Designee	_____	Section 504 Chairperson
_____	School Counselor	_____	School Psychologist
_____	Teacher	_____	Teacher
_____	Teacher	_____	Other
_____	Parent/Guardian	_____	Student

For **initial** implementation of Section 504 Plan:

I (\_\_\_\_) agree (\_\_\_\_) disagree to the initial implementation of the Section 504 Plan \_\_\_\_\_  
Please check one Parent/Guardian





School Support  
1445 Education Way  
Port Charlotte, FL 33948  
(941) 255-0808  
FAX: (941) 255-7573

## Transportation for a Student with a Section 504 Disability

School:		School Year:	
Student Name:		ID #:	
Date of Birth:	Sex:	Age:	Grade:
Parent/Guardian:			
Address:			
Home Phone:	Work Phone:	Cell Phone:	

Impairment:	
Artificial Appliances used (wheelchair, braces, crutches, etc.):	
Reason for transportation:	
Estimated amount of time transportation will be required:	
Health Care Provider:	
Provider's Phone:	Date of Examination:

Section 504 Meeting Date:	
Section 504 Chairperson:	Phone:

***This section is to be completed by the Transportation Representative***

Child Care Name:	
Child Care Address:	
Pick Up Address (to school):	
Drop Off Address (from school):	
School Bus Route #:	Effective Date:
Bus Stop Location:	Time:          A.M.          P.M.
Corner Pickup:	House Pickup:
<div style="display: flex; justify-content: space-between; margin-top: 10px;"> <span>_____ Transportation Representative Signature</span> <span>_____ Date</span> </div>	
<div style="display: flex; justify-content: space-between; margin-top: 10px;"> <span>_____ Parent/Guardian Signature</span> <span>_____ Date</span> </div>	

***Process to request transportation***

1. Telephone call from building Section 504 representative to Transportation **prior to the meeting** (941-575-5432).
2. Provide a copy of this form to the Transportation Department.
3. Refer any problems and/or questions to the school Section 504 Administrator.

Distribution:    Student Records (File and Online)  
                         Transportation  
                         Parent/Guardian

Dev. 4/10   Rev. 8/17, 5/18   MIS-9035-510



School Support  
1445 Education Way  
Port Charlotte, FL 33948  
(941) 255-0808  
FAX: (941) 255-7573

## SECTION 504 MANIFESTATION DETERMINATION REVIEW

Student Name: \_\_\_\_\_ DOB: \_\_\_\_\_ School: \_\_\_\_\_ Grade: \_\_\_\_\_ Date: \_\_\_\_\_

### BEHAVIOR DEFINITION:

Objectively define student's disruptive behavior: \_\_\_\_\_

### ITEMS REVIEWED: (check all information reviewed)

\_\_\_\_ Current Section 504 Committee Eligibility Report  
\_\_\_\_ Current Section 504 Plan (if applicable)  
\_\_\_\_ Discipline file  
\_\_\_\_ Student conferences  
\_\_\_\_ Other: \_\_\_\_\_

### BEHAVIOR HISTORY REVIEW: (check all previously exhibited behaviors)

____ excessive unexcused tardies	____ alcohol and drug violation
____ smoking on the campus	____ insubordination
____ physical assault/battery on school personnel	____ weapons possession
____ leaving campus without authorization	____ physical assault on peers
____ threatening school personnel	____ verbal aggression
____ behavior problems on bus	____ habitual minor infractions
____ class disruption	____ arrest for a felony at school
____ arrest for a felony outside the school's jurisdiction	
____ other(s): _____	

### SUMMARY OF CURRENT SECTION 504 ACCOMMODATIONS AND/OR MODIFICATIONS:

**Academic:** \_\_\_\_\_

**Behavioral:** \_\_\_\_\_

### 504 IMPLEMENTATION ANALYSES:

Was the conduct in question a direct result of the local educational agency's failure to implement the 504 Plan?

\_\_\_\_ **Yes** Modify and implement 504 before any exclusion intervention  
\_\_\_\_ **No** Proceed with manifestation determination activities

**Comment (if needed):** \_\_\_\_\_

### MANIFESTATION DETERMINATION:

Was the conduct in question caused by, or had a direct and substantial relationship to, the student's disability?

\_\_\_\_ **Yes** Manifestation of disability  
\_\_\_\_ **No** If no, discipline the student using procedures applicable to non-disabled students

**RECOMMENDATIONS OF COMMITTEE:** \_\_\_\_\_

### PARTICIPANTS:

____ Principal/Designee	____ Section 504 Chairperson
____ School Counselor	____ School Psychologist
____ Teacher	____ Teacher
____ Teacher	____ Other
____ Parent/Guardian	____ Student



School Support  
1445 Education Way  
Port Charlotte, FL 33948  
(941) 255-0808  
FAX: (941) 255-7573

## DOCUMENTATION OF RECEIPT OF SECTION 504 PLAN

FOR \_\_\_\_\_  
Student Name

SCHOOL YEAR \_\_\_\_\_

Teacher	Date
Teacher	Date
Teacher	Date
Teacher	Date
Teacher	Date
Teacher	Date
Teacher	Date
Teacher	Date
Teacher	Date
Teacher	Date
Teacher	Date
Teacher	Date
Other	Date
Other	Date

Distribution: Student Records (File and Online)

Dev. 4/10 Rev. 8/11, 8/12, 5/18 MIS-9035-512



School Support  
1445 Education Way  
Port Charlotte, FL 33948  
(941) 255-0808  
FAX: (941) 255-7573

## SECTION 504 RE-EVALUATION REPORT

Student Name: \_\_\_\_\_ ID#: \_\_\_\_\_  
School: \_\_\_\_\_ Grade: \_\_\_\_\_ Date of Birth: \_\_\_\_\_  
Age: \_\_\_\_\_ Parent/Guardian: \_\_\_\_\_

**Procedural Checklist -**  
All must be checked prior to the re-evaluation

**Verify that the parent has:**  
☐ Received the *Notice of Section 504/ADA Procedural Information and Rights*.  
☐ Been informed (☐ in writing ☐ by phone ☐ in person) of the date, time and place of this re-evaluation meeting.  
☐ Been provided the *Parent Planning Notes for Section 504*.  
**Verify that:**  
☐ The teacher has completed the *Section 504 Teacher Input Form*.

### Records/Evaluations Reviewed: *Check all that apply.*

The Committee reviewed and carefully considered the following data which was gathered from a variety of sources:

- |  |   |   |
|--|---|---|
| <input type="checkbox"/> Grade reports             | <input type="checkbox"/> Section 504 Teacher Input Form | <input type="checkbox"/> Disciplinary records/referrals     |
| <input type="checkbox"/> Student work portfolio    | <input type="checkbox"/> Standardized Tests/other tests | <input type="checkbox"/> Documented Classroom Modifications |
| <input type="checkbox"/> School Health Information | <input type="checkbox"/> Medical evaluations            | <input type="checkbox"/> Parent/Guardian input              |
| <input type="checkbox"/> Psychological Reports     | <input type="checkbox"/> ELL _____                      | <input type="checkbox"/> Other _____                        |

*(Teacher and Parent Input, as well as Confidential/Medical Reports, are to be maintained in the student's Section 504 folder)*

**Other: e.g., mitigating measures, updated medical information/medications, etc...**

\_\_\_\_\_

\_\_\_\_\_

\_\_\_\_\_

### Re-evaluation Eligibility Determination

Based on an analysis of the evaluation data, does the student have an impairment that **substantially** limits a major life activity?

- ☐ Yes, the student continues to be Section 504 eligible but does not require a Section 504 Plan.
- ☐ Yes, the student continues to be Section 504 eligible but now requires a Section 504 Plan in order for his/her educational needs to be met as adequately as those of non-disabled peers.
- ☐ Yes, the student remains eligible under Section 504 and will receive an updated 504 Plan which governs the provision of Section 504 accommodations to the student.
- ☐ The student is no longer eligible for Section 504. The student will now receive regular education without Section 504 accommodations.

*Note: Section 504 does not guarantee equal outcome but provides equal opportunity, so that if appropriate effort is applied, a student will benefit the same as non-disabled peers.*

If you disagree with the Section 504 Committee's decision, please contact Steven Jones, Coordinator of Psychological Services, at (941) 255-0808, extension 3062, or consult your *Notice of Section 504/ADA Procedural Information and Rights*.

Team/Meeting Participants and Signatures	_____	_____
	School Counselor/504 Chairperson	Other
	Teacher	Other
Meeting Date	Parent/Guardian	Student

Distribution: Student Records (File and Online)  
Parent/Guardian

Dev. 5/18

MIS-9035-513

***SECTION 504***

***ACCOMMODATIONS***

***AND***

***MODIFICATIONS GUIDE***

# Table of Contents for 504 Accommodations and Modifications Guide

- I. ADHD Sample Accommodations, for difficulties with:
  - 1. following a plan
  - 2. sequencing & completing steps for tasks
  - 3. shifting from one activity to another
  - 4. following through on instructions
  - 5. prioritizing most to least important
  - 6. sustaining effort and accuracy
  - 7. completing assignments
  - 8. remembering
  - 9. test taking
  - 10. misreading cues
  - 11. selecting important information from written materials
  - 12. selecting important information from spoken materials
  - 13. sustaining attention to tasks
  - 14. disorganization & messiness
  - 15. poor handwriting
  - 16. slow writing speed
  - 17. inappropriate responses, blurting out
  - 18. agitation under pressure
  - 19. teams/sports, waiting & turn taking
  - 20. risky behavior
  - 21. manipulative, oppositional behaviors with adults
  - 22. negative self-image
  - 23. unstructured activities
  - 24. losing and locating needed materials
  - 25. poor use of time
- II. Examples of 504 Accommodations, one page quick-list:
  - 1. reading
  - 2. written language
  - 3. math
  - 4. attention
  - 5. impulsiveness
  - 6. organization and planning
  - 7. behavior modification
  - 8. social-emotional
  - 9. miscellaneous
- III. Accommodations and Modifications, (OCR 1989):
  - 1. Difference between Accommodation vs. Modification
  - 2. Examples related to different types of disabilities
  - 3. Physical-Environmental Accommodations
  - 4. Textbook Modifications
  - 5. Testing Modifications
  - 6. Grading Modifications
  - 7. Organizational Accommodations
  - 8. Instructional Materials Accommodations
  - 9. Reading Modifications
  - 10. Written Language Modifications
  - 11. Math Modifications
  - 12. Physical Education Modifications
  - 13. Instructional Activities for Different Learning Styles:
    - A. Visual Learners
    - B. Auditory Learners
    - C. Kinesthetic Learners

## ACCOMMODATIONS FOR DEALING WITH SPECIFIC DISORDERS OF CHILDREN WITH ATTENTION DEFICIT DISORDERS

The accommodations listed below are intended to be examples of such for schools to use in developing a plan to address a student's needs.

When You See This Behavior	Try This Accommodation
1. Difficulty following a plan (has high aspirations, but lacks follow-through); sets out to get straight As, ends up with Fs (sets unrealistic goals)	<ul style="list-style-type: none"> <li>Assist student in setting long-range goals, break the goal into realistic parts.</li> <li>Use a questioning strategy with the student: Ask. <i>What do you need to be able to do this?</i> Keep asking that question until the student has reached an obtainable goal.</li> <li>Have student set clear time lines, and establish how much time he or she needs to accomplish each step. (Monitor student's progress frequently.)</li> </ul>
2. Difficulty sequencing and completing steps to accomplish specific tasks (e.g., writing a book report, term paper, organized paragraphs, solving division problem)	<ul style="list-style-type: none"> <li>Break up task into workable and manageable steps.</li> <li>Provide examples and specific steps to accomplish task.</li> </ul>
3. Shifting from one uncompleted activity to another without closure +	<ul style="list-style-type: none"> <li>Define the requirements of a completed <i>activity</i> (e.g., <i>your math is finished when all six problems are completed and corrected; do not begin on the next task until it is finished.</i>)</li> </ul>
4. Difficulty following through on instructions from others +	<ul style="list-style-type: none"> <li>Gain student's attention before giving directions. Use alerting cues. Accompany oral directions with written directions.</li> <li>Give one direction at a time. Quietly repeat directions to the student after they have been given to the rest of the class. Check for understanding by having the student repeat the directions.</li> <li>Make sure you mean it.</li> <li>Do not present the command as a question or favor.</li> <li>Place general methods of operation and expectations on charts displayed around the room and/or sheets to be included in student's notebook.</li> <li>Make a job or work cards.</li> </ul>
5. Difficulty prioritizing from most to least important	<ul style="list-style-type: none"> <li>Prioritize assignments and activities.</li> <li>Provide a model to help students. Post the model and refer to it often.</li> </ul>
6. Difficulty sustaining effort and accuracy over time	<ul style="list-style-type: none"> <li>Reduce assignment length and strive for quality (rather than quantity.)</li> <li>Increase the frequency of positive reinforcements. (Catch the student doing right and let him know it.)</li> </ul>
7. Difficulty completing assignments	<ul style="list-style-type: none"> <li>List and/or post (and say) all steps necessary to complete each assignment.</li> <li>Reduce the assignment into manageable sections with specific due dates.</li> <li>Make frequent checks for work/assignment completion.</li> <li>Arrange for the student to have the phone number of a "study buddy" in each subject area.</li> </ul>
8. Difficulty with any task that requires memory	<ul style="list-style-type: none"> <li>Combine seeing, saying, writing, and doing; student may need to sub-vocalize to remember.</li> <li>Teach memory techniques as a study strategy (e.g., mnemonics, visualization, oral rehearsal, numerous repetitions.)</li> </ul>

**Behaviors noted with "+" are the most dominant behaviors displayed by students with attention deficit disorders**

When You See This Behavior	Try This Accommodation
9. Difficulty with test taking	<ul style="list-style-type: none"> <li>• Allow extra time for testing; teach test-taking strategies: and allow student to be tested orally.</li> <li>• Use clear, readable, and uncluttered test forms in a format that the student finds most comfortable. Consider having more answer spaces for essay or short answer tests.</li> </ul>
10. Confusion from nonverbal cues (misreads body language, etc.)	<ul style="list-style-type: none"> <li>• Directly teach (tell the student) what nonverbal cues mean. Model and have student practice reading cues in their setting.</li> </ul>
11. Confusion from written material (difficulty finding main idea from a paragraph, attributes greater importance to minor details)	<ul style="list-style-type: none"> <li>• Provide student with copy of reading material with main idea underlined or highlighted.</li> <li>• Provide an outline of important points from reading materials.</li> <li>• Teach outlining, main idea/details concepts.</li> <li>• Provide tape of text/chapter.</li> </ul>
12. Confusion from spoken material, lectures, and audiovisual material (difficulty finding main idea from presentation, attributes too much importance to minor details)	<ul style="list-style-type: none"> <li>• Provide student with a copy of presentation notes.</li> <li>• Allow peers to share notes from presentation. (Have student compare own notes with copy of peer's notes.)</li> <li>• Provide framed outlines of presentations (introducing visual and auditory cues to important information.)</li> <li>• Encourage use of tape recorder.</li> <li>• Teach and emphasize key words (<i>the following important point. etc.</i>)</li> </ul>
13. Difficulty sustaining attention to tasks or other activities (easily distracted by extraneous stimuli) +	<ul style="list-style-type: none"> <li>• Reward attention. Break up activities into small units for timely accomplishments.</li> <li>• Use physical proximity and touch. Use earphones and study carrels, quiet place or preferential seating.</li> </ul>
14. Frequent messiness or sloppiness +	<ul style="list-style-type: none"> <li>• Teach organizational skills. Be sure student has daily and/or monthly assignment sheets; list of materials given daily; and consistent format of papers. Have a consistent place for students to turn in and receive papers back. This will reduce distractions.</li> <li>• Give reward points for notebook checks and proper format.</li> <li>• Provide clear copies of worksheets and handouts using consistent format for worksheets. Establish daily assignment sheets to provide models for what you want the students to do.</li> <li>• Arrange for a peer who will help him/her with organization.</li> <li>• Assist student to keep materials in a specific place (e.g., pens in pouch.)</li> <li>• Be willing to repeat instructions.</li> </ul>
15. Poor handwriting (often mixing cursive with manuscript and capitals with lower-case letters)	<ul style="list-style-type: none"> <li>• Allow for a scribe and grade content.</li> <li>• Consider alternative methods for student response (e.g., computer, typewriter, tape recorder, oral reports.)</li> <li>• Don't penalize student for mixing cursive and manuscript (accept any method of production.)</li> </ul>
16. Difficulty with fluency in handwriting (e.g., good letter/word production but very slow and laborious)	<ul style="list-style-type: none"> <li>• Allow for shorter assignments. (Emphasize quality not quantity.)</li> <li>• Allow alternative method production (computer, scribe, oral presentation, etc.)</li> </ul>

**Behaviors noted with “+” are the most dominant behaviors displayed by students with attention deficit disorders**



When You See This Behavior	Try This Accommodation
17. Inappropriate responses in class often blurted out, answers given to the questions before they have been completed. +	<ul style="list-style-type: none"> <li>• Seat student in close proximity to teachers so that visual and physical monitoring of student behavior can be done.</li> <li>• State behavior that you do want (tell the student how you expect him/her to behave.)</li> </ul>
18. Agitation under pressure and competition (athletic or academic)	<ul style="list-style-type: none"> <li>• Stress effort and enjoyment for self, rather than competition with others.</li> <li>• Minimize timed activities; structure class for team effort and cooperation.</li> </ul>
19. Inappropriate behaviors in a team or large group sport or athletic activity (difficulty waiting turn in games or group situations.) +	<ul style="list-style-type: none"> <li>• Give the student a responsible job (e.g., team captain, care and distribution of the balls, scorekeeping); consider leadership role.</li> <li>• Have student in close proximity to teacher.</li> </ul>
20. Frequent involvement in physically dangerous activities without considering possible consequences. +	<ul style="list-style-type: none"> <li>• Anticipate dangerous situations and plan in advance.</li> <li>• Stress <i>Stop-Look-Listen</i>.</li> <li>• Pair with responsible peer. (Rotate responsible students so that they don't wear out!)</li> </ul>
21. Poor adult interactions, defies authority, manipulates (passive); hangs on	<ul style="list-style-type: none"> <li>• Provide positive attention.</li> <li>• Talk with student individually about the inappropriate behavior. (<i>What you are doing is.... A better way of getting what you need or want is....</i>).</li> </ul>
22. Frequent self-put-downs, poor personal care and posture, negative comments about self and others, low self esteem	<ul style="list-style-type: none"> <li>• Structure for success. Train student for self-monitoring, reinforce improvements, teach self-questioning strategies. (<i>What am I doing? How is that going to affect others?</i>)</li> <li>• Allow opportunities for the student to show his/her strengths.</li> <li>• Give positive recognition.</li> <li>• Remain calm, state infraction of rule, and don't debate or argue with student.</li> <li>• Have pre-established consequence for misbehavior.</li> <li>• Administer consequence immediately and monitor proper behavior frequently.</li> <li>• Enforce rules of the classroom consistently.</li> <li>• Design discipline to "fit the crime" without harshness.</li> <li>• Avoid ridicule and criticism. Remember, ADD children have difficulty staying in control.</li> <li>• Avoid <u>publicly</u> reminding student on medication to "take their medicine".</li> <li>• Reward more than you punish in order to build self-esteem.</li> <li>• Praise immediately any and all good behavior and performance.</li> <li>• Change rewards if not effective in motivating behavioral change.</li> <li>• Find ways to encourage the child.</li> <li>• Teach the child to reward him/herself. Encourage positive self-talk (e.g., "<i>You did very well remaining in your seat today. How do you feel about that?</i>") This encourages the child to think positively about him/herself.</li> </ul>
23. Difficulty using unstructured time, recess, hallways, lunchroom, locker room, library, assembly	<ul style="list-style-type: none"> <li>• Provide student with a definite purpose during unstructured activities (e.g., <i>The purpose of going to the library is to check out .... the purpose of ....is ....</i>)</li> <li>• Encourage group games and participation (organized school clubs and activities.)</li> </ul>

**Behaviors noted with "+" are the most dominant behaviors displayed by students with attention deficit disorders**

When You See This Behavior	Try This Accommodation
24. Losing things necessary for task or activities at school and at home (e.g., pencils, books, assignments before, during, and after completion of a given task) +	<ul style="list-style-type: none"> <li>• Help students organize. Frequently monitor notebook and dividers, pencil, pouch, locker, book bag, desks. <i>(Emphasize a place for everything in its place.)</i></li> <li>• Provide positive reinforcement for good organization.</li> <li>• Provide student with a list of needed materials and their locations.</li> </ul>
25. Poor use of time (sitting, staring off into space, doodling, not working on task at hand)	<ul style="list-style-type: none"> <li>• Teach reminder cues (a gentle touch on the shoulder, hand signal, etc.)</li> <li>• Tell the student your expectations of what paying attention looks like (<i>e.g., You look like you are paying attention when ...</i>)</li> <li>• Give the student a time limit for a small unit of work with positive reinforcement for accurate completion.</li> <li>• Use a contract, timer, etc., for self-monitoring.</li> </ul>

**Behaviors noted with “+” are the most dominant behaviors displayed by students with attention deficit disorders**

## EXAMPLES OF 504 ACCOMMODATIONS

### READING

1. Provide additional reading time
2. Use "previewing strategies"
3. Select text with less on a page
4. Shorten amount of required reading
5. Avoid oral reading
6. Use recorded texts/reading assignments
7. Read tests and directions to student
8. Other \_\_\_\_\_

### WRITTEN LANGUAGE

1. Reduced paper-and-pencil tasks
2. Note-taking assistance, i.e., other students, NCR paper, etc.
3. Taper recorder for written assignments
4. Oral responses to written assignments/tests
5. No penalties for spelling or mechanical errors in written assignments
6. Accept non-written forms or reports, i.e., displays, oral projects, etc
7. Test with multiple choice/fill in questions
8. Use typewriters, word processors, tape recorders
9. Other \_\_\_\_\_

### MATH

1. Allow use of calculator
2. Use graph paper to space numbers
3. Provide additional math time
4. Provide immediate correctness feedback and instruction via modeling of the correct computational procedure.
5. Shorten length of math assignments
6. Frequent checks for understanding
7. Provide opportunities for drill and practice
8. Other \_\_\_\_\_

### ATTENTION

1. Seat student in quiet area
2. Seat student near good role model
3. Seat student near "study buddy"
4. Increase distance between desks
5. Allow extra time to complete assignments
6. Shorten assignments/work periods to coincide with span of attention
7. Use a timer for designated work periods
8. Break long assignments into smaller parts so student can see the end to the work
9. Assist student in setting short term goals
10. Give assignments one at a time to avoid work overload
11. Require fewer correct responses for grade
12. Reduce amount of homework
13. Instruct student in self-monitoring using cueing
14. Pair written instructions with oral instructions
15. Cue students to stay on task, i.e., private signal
16. Other \_\_\_\_\_

### IMPULSIVENESS

1. Ignore minor, inappropriate behavior
2. Increase immediacy of rewards and consequences
3. Set behavior contracts with student
4. Minimize unstructured transition times
5. Acknowledge positive behavior of nearby students
6. Seat student near the teacher or a peer who is a good role model
7. Provide positive reinforcement for appropriate behavior
8. Allow student to stand at times while working
9. Remind student to check over product if performance is rushed and careless
10. Avoid crowded worksheets
11. Provide varied activities during instructional work periods
12. Use behavior check cards to track behavior and earn rewards
13. Use concise verbal instructions after obtaining eye contact with the student
14. Have student repeat instructions/directions check for understanding
15. Other \_\_\_\_\_

### ORGANIZATION PLANNING

1. Maintenance of student planner/assignment notebook
2. Provide organization rules
3. Encourage student to have notebook with dividers and folders for work
4. Supervise writing down of assignments
5. Send weekly progress notes home
6. Reward neatness rather than penalize sloppiness
7. Allow student to have extra set of textbooks at home
8. Give assignments one at a time
9. Assist student in setting short term goals
10. Encourage student to learn keyboarding skills
11. Allow student to tape record assignments, homework, classroom projects, etc.
12. Other \_\_\_\_\_

### BEHAVIOR MODIFICATION

1. Post and discuss classroom rules
2. Praise compliant behavior
3. Provide immediate feedback
4. Ignore minor misbehavior
5. Use "prudent" reprimands for misbehavior; avoid lecturing or criticism
6. Set up behavior contracts, enlisting parents support to follow through at home
7. Implement classroom management system with token, rewards, points, etc.
8. Seat students near the teacher
9. Other \_\_\_\_\_

### SOCIAL EMOTIONAL

1. Provide reassurance and encouragement
2. Frequently compliment positive behavior and work product
3. Encourage cooperative learning tasks with other students
4. Monitor social interactions for both positive and inappropriate behavior
5. Model acceptance of student by assigning special responsibilities in the presence of peer group
6. Prompt appropriate social behavior either verbally or with a private signal
7. Provide brief training in anger control: use calming strategies; encourage student to walkaway; tell a nearby adult if getting angry
8. Watch for signs of stress build up and provide encouragement or reduced work load to alleviate
9. Speak softly in non-threatening manner if student shows nervousness
10. Send positive notes home
11. Talk to student in private when behavior needs correcting
12. Encourage social interactions with classmates if student is withdrawn or excessively shy
13. Review instructions when giving new assignments to check for student understanding
14. Other \_\_\_\_\_

### MISCELLANEOUS

1. Student conference
2. Parent conference
3. Student/parent conference
4. Schedule changes
5. Using "pass/fail" instead of letter grades
6. Peer tutoring
7. Preferential seating
8. Counseling
9. Consultation with special education staff
10. Peer helper/paired working arrangement
11. Omission of assignments requiring copying in a timed situation
12. Allowing student to copy from paper/book rather than from the blackboard
13. Concrete rather than abstract instruction
14. Consideration of student's learning style:  
\_\_\_\_\_ auditory \_\_\_\_\_ visual  
\_\_\_\_\_ tactile/kinesthetic
15. Specialized equipment to access school or classes
16. Building modification for student access
17. Provide student with outline/summary of important information from classes
18. Modified credit requirements
19. Modified school day (length/sequence)
20. Home study/instruction
21. Adjust requirements for grades
22. Other \_\_\_\_\_

## ACCOMMODATIONS AND MODIFICATIONS

In order for schools to provide a free appropriate public education for students who are protected under Section 504 of the Rehabilitation Act, accommodations and modifications will likely be necessary. These may be implemented in special education classrooms or general education classes. There are numerous accommodations and modifications that schools can include in students' educational plans.

An **accommodation** is any technique that alters the academic setting or environment.

A **modification** is any technique that alters the work required in some way that makes it different from the work required of other students in the same class. Some intervention tools might be seen as either an accommodation or a modification depending on the situation or on the implementation.

The Office of Civil Rights (1989) describes the following as examples of these accommodations and modifications

1. A student with a long term, debilitating medical problem such as cancer, kidney disease, or diabetes may be given special consideration to accommodate the student's needs. For example, a student with cancer may need a class schedule that allows for rest and recuperation following chemotherapy;
2. A student with a learning disability that affects the ability to demonstrate knowledge on a standardized test, or in certain testing situations, may require modified test arrangements such as oral testing, or different testing formats;
3. A student with a learning disability, or impaired vision, which affects the ability to take notes in class may need a note taker or tape recorder;
4. A student with a chronic medical problem, such as kidney or liver disease, may have difficulty in walking distances or climbing stairs. This student may require handicapped parking or more time between classes to conserve his energy;
5. A student with diabetes, which adversely affects the body's ability to manufacture insulin, may need a class schedule that will accommodate the student's special needs;
6. An emotionally or mentally ill student may need an adjusted class schedule to allow time for regular counseling or therapy;
7. A student with epilepsy who has no control over seizures, and whose seizures are stimulated by stress or tension, may need accommodations for such stressful activities as lengthy academic testing or competitive endeavors in physical education; and
8. A student with arthritis may have persistent pain, tenderness or swelling in one or more joints. This student may require a modified physical education program.

The following pages include additional examples of these accommodations and modifications.

## **Physical Environment Accommodations**

1. Seat the student near the teacher.
2. Seat the student in an area free from distractions, out of main traffic areas.
3. Provide more space for students to store and use various instructional aids.
4. Allow the student additional break or rest time.
5. Establish learning centers and/or special interest centers.
6. Arrange classroom to facilitate small group, large group, and peer learning opportunities.
7. Ensure proper lighting.
8. Ensure proper desk height and seating comfort.
9. Store materials away from students.
10. Arrange classroom to ensure physical accessibility.
11. Provide modifications to any instructional equipment.
12. Arrange furniture to ensure that student traffic patterns do not promote disruptions.
13. Encourage teacher to move around in classroom for proximity control.
14. Ensure that various materials, supplies, and room compositions do not result in allergic reactions by student.

## **Textbook Modifications**

1. Determine student-reading levels to identify students with potential problems with textbooks.
2. Determine level of difficulty of textbooks.
3. Preview textbook with students to orient them to textbook organization and learning tools.
4. Preview reading assignments with students to orient them to a topic and to budget reading and study time.
5. Introduce key vocabulary before a reading assignment.
6. Provide students with purposes for reading; create interest in assignment to motivate students.
7. Develop a study guide or study outline to direct learning from text. Provide students with questions to guide their reading.
8. Teach students to use graphic aids as a tool to being an active reader: charts, graphs, maps, diagrams, illustrations.
9. Use hi-liters to color-code information in textbooks: vocabulary, definitions, and facts.
10. Provide student the opportunity to read passage aloud or to subvocalize.
11. Structure postreading activities to increase retention of content and to relate information to overall unit.
12. Provide assistance for answering text-based questions.
13. Summarize and reduce textbook information to guide classroom discussions and independent reading.
14. Place students in pairs or cooperative learning groups to master textbook content.
15. Teach study strategies to improve retention of text material.
16. Reduce length of assignments given at a time.
17. Read textbook aloud or audiotape textbook content.
18. Substitute or supplement textbook reading assignments with direct experiences, film, videotapes and recordings, or computer programs.

## Testing Modifications

1. Provide a variety of testing options to fit needs of students
  - open-book tests
  - take-home tests
  - oral exams
  - record answers on tape recorder or computer
  - paired or group test
  - project, demonstration, experiment
  - offer extra credit activities
2. Use pre- and post-tests to determine progress.
3. Provide frequent opportunities to demonstrate knowledge and skills. Several short tests are preferable to one lengthy evaluation.
4. Consider testing environment; setting, lighting, noise, distractions.
5. Provide appropriate study guide and/or review opportunities.
6. Prepare tests that are typed or neatly printed, clearly legible, with ample space for responses. Do not crowd questions.
7. Provide some opportunities to practice testing procedures before taking a grade.
8. Monitor students during test.
9. Allow students to create own test.
10. Allow use of memory aids, cues, and references.
11. When appropriate, allow students to choose questions to answer.
12. For content tests, do not grade down for spelling, grammar, handwriting, or punctuation errors.
13. Provide an example on test, or before the test.
14. Read test directions and/or questions aloud to students.
15. Keep directions simple and direct.
16. Avoid too many different types of questions.
17. Use appropriate reading-ability level for questions.
18. Assess only critical information and only what was presented.
19. Consider alternate methods of grading: consider effort and participation, consider partial credit, create a modified grading scale.
20. Provide opportunity for retest if necessary. Give credit for improvement.
21. Avoid transferring answers to answer sheet.
22. Use consistent testing styles throughout year.
23. Consider/limit length of test and time pressure.
24. Take time to review corrected tests. Have students make corrections on tests or on a clean copy of the tests.
25. Mark the number of items correct on the paper instead of the number wrong.
26. On multiple choice items
  - avoid ambiguous choices
  - allow student to circle correct response
  - limit number of choices
  - place choices vertically under question
27. On matching items
  - place an equal number of choices in both columns
  - have one correct answer for each item - eliminates guessing
  - group questions in small sets of items, less than ten
  - place blank beside items in one column, rather than have student draw lines

28. On true/false items
  - avoid stating questions in the negative
  - avoid trivial statements that do not assess student knowledge
29. On completion items
  - blank size should match response
  - provide enough information in the question to facilitate recall
  - provide word banks
30. On essay items
  - require only brief responses or outline form
  - provide appropriate space for anticipated answer length
  - provide answer check sheet that lists the components expected

## **Grading Modifications**

Grade modifications must be determined on an individual basis. The system must be one that will challenge the student, yet make success possible.

1. Change weights assigned to the components of course requirements for the total grade. For example, daily class assignments, class projects, or class participation may count a higher percent than for the typical student.
2. Grade may be based on assignments that are developed by the regular and special needs teachers working together.
3. Utilize small group grading which pairs the disabled student with typical students.
4. Credit or points may be awarded to reinforce bringing materials to class and using those materials appropriately.
5. Assess only the key objective of the assignment; as student's skill level increases, add to the number of areas that are assessed with each activity.
6. Provide frequent opportunities to demonstrate knowledge and skills. Consider ways for students to choose from options for evaluation in certain areas or assignments.
7. Consider pass/fail for some activities where broad-based criteria are established.
8. Use mastery-level or criterion grading. Content is divided into sub-components. Students earn credit when their mastery of a certain skill reaches an acceptable level.
9. Provide multiple opportunities to review before taking a grade.
10. Consider alternate ways to evaluate student progress
  - notebooks
  - oral presentations
  - art work
  - research projects
  - models
  - bulletin boards
  - exhibits
  - paired or panel discussions
  - posters
  - skits or role-plays
  - scrapbooks
  - demonstrations
  - checklists
  - teacher observations
  - self-assessment
  - share grades with teachers of other subjects on special projects or activities
  - puzzles

## **Organizational Accommodations**

1. From the beginning of the year, work with students to establish and maintain regular procedures for handling routine classroom tasks, such as
  - beginning the day
  - moving from one subject to another
  - headings on written work
  - homework assignments
  - turning in work for grading
  - note-taking
  - test-taking
  - getting out materials for class use
  - returning work to students.
2. Establish a notebook organization policy. Be consistent with presentation of information to be kept in student notebooks. Provide a 3-hole punch for student use and pre-punch papers distributed to students that are to be inserted in their notebooks.
3. Conduct frequent checks of notebooks, with rewards for student who maintain well-organized and complete notebooks.
4. Include organizational skills in the subject curriculum.
  - Develop study skills such as alphabetizing, using a dictionary, index, table of contents.
  - Make “rough-drafts” for major assignments.
  - Help students use paper space appropriately, with adequate margins and space between information, such as math problems.
5. Encourage long-range planning skills by giving some assignments several days or a week ahead of time.
6. Allow students a few minutes at the end of the period to put materials away properly and review the day.
7. Help students develop a sense of time by using a posted schedule and timer or clock.
8. Reduce distractions - visual and oral.

## **Instructional Materials Accommodations**

1. Use large print materials for low vision students.
2. Use Braille for students who cannot use print.
3. Use high interest, low vocabulary reading materials.
4. Use highlighted or color-coded materials.
5. Use multi-sensory materials.
6. Tape record reading materials, lessons, and assignments.
7. Allow students to use calculators.
8. Use concrete manipulative materials.
9. Have spell-check capabilities available for students.
10. Allow students to have copies of teacher’s lecture notes and class plans.
11. Shorten assignments.
12. Use index card, pencil, and/or window card for keeping place.



## **Reading Modifications**

1. Shorten amount of required reading; provide summary or abridged version of selection.
2. Provide highlighted material.
3. Provide for oral presentation of reading selection, such as tape recording, peer or parent to read aloud.
4. Allow extra time for reading.
5. Provide opportunity for student to read aloud or to subvocalize.
6. Provide pre-reading activities to enhance comprehension, such as clear presentation of objective of activity, pre-teach vocabulary, study guides, motivational activities to build interest.
7. Oral reading in front of group should be optional. Provide alternative methods for student to contribute to the group, such as role playing or dramatizing.
8. Use a variety of visual and manipulative aids to provide concrete experiences related to reading selection.
9. Provide experience before and after reading as a frame of reference for new concepts. Draw a parallel to a situation that the student might have previously experienced in problem solving.
10. Directly and specifically point out relationships.
11. Use color-coding or other means to mark text to show relationship between ideas.

## **Written Language Modifications**

1. Provide a sample of finished writing assignment so student will know how to organize the different parts.
2. Have student dictate work to someone else, then have him copy it himself, if appropriate.
3. Allow more time.
4. Shorten the written assignment: prepare outline or summary.
5. Transform written material into graphic material: map, illustration, chart.
6. Allow oral responses, such as spelling tests.
7. Accept alternate forms of reports or other written assignments
  - oral or tape-recorded presentations
  - art project - collage, cartoon, sculpture, diorama, photographic essay
  - review and presentation of video appropriate to assignment
  - showcase exhibits
  - panel discussion or debate.
8. Use mnemonic devices.
9. Teach vocabulary words in context, not as an isolated list.
10. Provide practice using story starters or open-ended stories.
11. Have students make flashcards and highlight the difficult spots of the words.
12. Give a recognition level spelling test: ask student to circle correct word from 3 or 4 choices.
13. Avoid penalizing for handwriting or spelling on content assignments.
14. Provide visual aids for vocabulary words, usage rules, or other specific information: displays, bulletin boards, mobiles, study cards, etc.
15. Provide a tactile/kinesthetic aid for spelling.
16. Reduce or omit assignments requiring copying.
17. Encourage shared note-taking.
18. Allow use of tape recorder, typewriter, or computer.

## **Math Modifications**

1. Assign fewer problems, only enough practice to ensure understanding or to assess knowledge.
2. Allow extended time to complete calculations.
3. Space problems far enough apart to allow room for calculations and to reduce distractibility.
4. Provide adequate examples.
5. Group similar problems - works for students who have difficulty paying attention to process sign changes.
6. Use graphic aids to illustrate concept and to assess proficiency.
7. Use computational aids - manipulatives, models, maps, blocks, number lines, abacus, charts.
8. Use graph paper to aid students in lining up problems accurately.
9. Score according to the number correct out of the number attempted to give slower working students credit for accuracy and effort.
10. Color code or underline important words or symbols in problems that afford clues.
11. Word story problems so that the poor reader is graded on his math ability rather than reading ability.
12. Provide hints, clues, or reminders on student test or worksheet.
13. Provide student with opportunity to “teach” someone else. Allows him an opportunity to clarify correct procedures.

## **Physical Education Modifications**

1. Modify activity; as student improves, the skill level expected becomes slightly more difficult
  - fewer repetitions
  - walking instead of running
  - shorter distance
  - wider or lighter bats or racquets
  - lower goal
  - larger or smaller ball, as appropriate.
2. Simplify activity in beginning, so fewer skills and rules are needed.
3. Focus on one skill at a time at first.
4. Provide a variety of equipment, to meet skill levels of all students.
5. Allow any appropriate garments rather than a standard uniform for students who feel self-conscious in uniform.
6. Be aware of students in distress; modify activity as needed.
7. Pair student with another who knows the activity and can perform well for assistance.
8. Use visual aids (diagrams, charts, role-playing) to teach skill sequence.

# INSTRUCTIONAL ACTIVITIES FOR DIFFERENT LEARNING STYLES

## Visual Learners

1. Use flash cards printed in bold bright colors.
2. Have student close eyes and visualize words or information in his head.
3. Provide visual clues on chalkboard for all verbal directions.
4. Give student written directions in assignments.
5. Allow students to read information needed for assignments rather than relying on oral presentations.
6. Have visual learners read to an auditory learner.
7. Allow written reports or projects in place of oral presentations.
8. Have student outline information.
9. Additionally provide the use of the following
  - VCR Diagrams on the chalkboard
  - Overhead Projector Bulletin Boards
  - Computer Software Posters and Task Cards
  - Globes and Maps, Charts or Filmstrips
  - Books and Pictures.

## Auditory Learners

1. Give verbal as well as written directions.
2. Tape important reading materials.
3. Give student oral rather written tests.
4. Use published audio tapes with the student.
5. Have student drill aloud to himself or another student.
6. Tape stories or math facts and replay as needed.
7. Additionally have students engage in
  - Oral reports
  - Taping stories
  - Taping stories or math facts and replay as needed
  - Plays, choral reading, singing
  - Spelling bee
  - One to one interviews
  - Oral multiplication speed drills
  - Group discussion.

## Kinesthetic Learners

1. Using classroom demonstrations when possible.
2. Building models instead of writing reports.
3. Using role-play or simulations.
4. Teach the student to take notes.
5. Allow student to draw or doodle while listening.
6. Using manipulative objects.
7. Use individual chalkboards for problems.
8. Additional
  - Manipulative vocabulary games
  - Construction projects with clay, clothes pins, etc.
  - Individual chalkboards for problems
  - Self-correcting materials
  - Manipulatives for math skills.

## ***SECTION 504***

### ***FREQUENTLY ASKED QUESTIONS***

## Section 504 *FREQUENTLY ASKED QUESTIONS*

**Q:** What **TWO criteria** must be met before a student is considered disabled under 504?

A: The student must be determined to have BOTH:

1. a physical or mental **impairment**

**AND**

2. at least one **major life activity substantially limited** by the impairment

**Q:** What is a **physical or mental impairment**?

A: Any physical disorder or condition affecting any body system or any mental or psychological disorder that substantially limits at least one major life activity.

**Q:** What is a **major life activity**?

A: A major life activity includes functions such as self-care, performing manual tasks, walking, seeing, hearing, speaking, breathing, working and learning. Other major life activities include eating, sleeping, standing, lifting, bending, reading, concentrating, thinking and communicating. **This is not an all inclusive list.**

**Q:** What is a **substantial limitation**?

A: The extent to which an impairment restricts an individual's major life activities as compared to non-disabled peers. Please note: "Substantial limitation" does not mean "significantly restricted".

**Q:** **Do temporary impairments qualify for Section 504 Plans?**

A: There are no hard and fast rules as to the specific temporary impairments that may constitute disabilities under Section 504. The determination to extend coverage must be made on a case-by-case basis, taking into consideration factors such as how long and how severely the temporary impairment limits a major life activity.

If a right-handed student broke his left arm and the break is expected to heal normally, without complications, this probably would not constitute a disability. However, if a student broke his dominant arm causing an impaired ability to perform manual tasks, such as writing, this probably would constitute a temporary disability under Section 504. Another example may be a case of temporary blindness, even for a short duration, which would severely impact several major life activities.

**Q:** *If a student is diagnosed by a doctor or other licensed professional as ADHD (or any other diagnosis), is that student automatically eligible for a 504 Plan?*

A: **NO.** The committee must determine that the disability (ADHD or other) is substantially limiting one or more major life activities.

**Q:** *Can a student with a documented **learning disability** (or other impairment) who has been determined **not eligible for ESE** qualify for a 504 Plan?*

A: **YES.** The committee must determine that the disability substantially limits a major life activity.

**Q:** *Does a medical diagnosis of an illness or injury **automatically** qualify a student for a 504 Plan?*

A: **NO.** The illness or injury must cause a substantial limitation to the student's ability to learn or substantially limit another major life activity.

**Q:** *Can a student be on a 504 Plan only for a particular **standardized testing** situation?*

A: **NO.** If a student does not need accommodations during the school day to address a disabling condition, then a plan is not appropriate for a specific testing situation.

- Q:** *If the student is already on a 504 Plan and is receiving accommodations in the school setting, what accommodations are permitted on standardized testing?*
- A:** Allowable accommodations depend on the standardized test, are outlined in the test manual, are determined by the test publisher, and may vary from one test to another.
- Q:** *If the **parent does not agree** with a 504 eligibility decision, can the majority committee decision be the eligibility determination?*
- A:** **YES.** An individual who disagrees with the committee's determination may note that decision and reason on the eligibility form. The chairperson must make certain that the parents understand their rights.
- Q:** *Can a parent refuse an **initial** 504 plan?*
- A:** **YES.** The plan would not be initiated.
- Q:** *Should the committee consider mitigating measures used by the student in determining eligibility for 504?*
- A:** **NO.** However, mitigating measures may reduce or eliminate the need for a plan.
- Q:** *When considering a significant change in placement, should the committee conduct a reevaluation?*
- A:** **YES.** A reevaluation is required prior to a significant change in placement (e.g., from a regular school to the Suspension Expulsion Alternative Program or the Afternoon Alternative Program).
- Q:** *Are there special considerations for discipline issues for a student with a 504 Plan?*
- A:** **YES.** While all students are expected to follow the Code of Student Conduct, a student with a disability cannot be discriminated against or punished for behavior that was caused by or was a manifestation of the student's disability. An official manifestation determination will be made by the committee when a student commits a violation (or violations) which results in ten (10) cumulative days of suspension or when expulsion is being considered.
- Q:** *What happens if the behavior is determined to **NOT** be a **manifestation** of the student's disability?*
- A:** The student is subject to the regular Code of Student Conduct and consequences.
- Q:** *What happens if the behavior **IS** determined to be a **manifestation** of the student's disability?*
- A:** Suspension days may be rescinded. Some of the student's 504 accommodations need to be **modified** and **additional behavioral supports** need to be considered.
- Q:** *Is an impairment that is episodic in nature or in remission considered a disability if it would substantially limit a major life activity when active?*
- A:** **Yes.** Section 504 teams should look carefully at data over a range of time versus a snapshot of what is occurring on the day the Section 504 team performed the evaluation. Impairments that are episodic or in remission may reduce or eliminate the need for a plan.

***SECTION 504***

***QUICK GUIDE for***  
***INITIAL ELIGIBILITY***

## Section 504 *QUICK GUIDE* for Chairperson INITIAL Eligibility

### Forms needed for ALL Initial 504 meetings

- 504 Referral Form # 500
- 504 Meeting Invitation # 501
- 504 Parent Rights # 502
- 504 Guide # 503
- 504 Planning Notes # 505
- 504 Evaluation Consent # 506
- 504 Teacher Input Form # 507
- 504 Eligibility Report # 508 - 3 Pages
- 504 Plan # 509
- 504 Teacher Documentation # 512

### Form used AS NEEDED for Initial 504 meetings

- 504 Transportation # 510

### STEP 1: REFERRAL

- a. Receive Referral Form # 500
- b. Make a 504 Folder for the student

### STEP 2: SET UP THE MEETING

- a. Send the parent:
  - 504 Meeting Invitation # 501
  - 504 Parent Rights # 502
  - 504 Guide # 503
  - 504 Planning Notes # 505
  - 504 Evaluation Consent # 506
- b. Give the teacher:
  - 504 Teacher Input Form # 507
- c. Complete Procedural Checklist on 504 Eligibility Report # 508 (Page 1)
- d. Invite teachers, psychologist, others, transportation (as needed)

### STEP 3: AT THE MEETING

- a. Give / Mail (if parent is not at the meeting) the parent 504 Parent Rights # 502
- b. Complete 504 Eligibility Report # 508 - 3 Pages {consult the 504 Manual}
  - Determine Eligibility
  - All Participants Sign
  - Give / Mail (if parent is not at the meeting) **parent a copy** of 504 Eligibility Report **If INELIGIBLE go to STEP 5**
- c. IF NEEDED - {consult the 504 Manual}
  - Review Accommodation Guide # 509
  - Develop Section 504 Plan \*
  - Inform parents of their McKay option and website address
  - All Participants Sign
  - Give / Mail (if parent is not at the meeting) **parent a copy** of Section 504 Plan # 509
  - Complete Transportation Form # 510

### STEP 4: AFTER THE MEETING

- a. IF NEEDED -
  - Give **each teacher a copy** of Section 504 Plan # 509
  - Obtain signatures on Teacher Documentation Form # 512

### STEP 5: COMPLETE THE PROCESS

- a. Enter information in FOCUS (see Appendix in manual)
- b. File originals of all forms in student's 504 Folder

\* All 504 Plans are valid for one calendar year from the date of the meeting.

Dev. 7/10 Rev. 8/11, 8/12, 5/18



***SECTION 504***

***QUICK GUIDE for***  
***ANNUAL REVIEW***

## Section 504 *QUICK GUIDE* for Chairperson

### ANNUAL REVIEW

#### Forms needed for ALL Annual Review Section 504 meetings

- 504 Meeting Invitation # 501
- 504 Parent Rights # 502
- 504 Planning Notes # 505
- 504 Teacher Input Form # 507
- 504 Plan # 509
- 504 Teacher Documentation # 512

#### Form used AS NEEDED for Annual Review Section 504 meetings

- 504 Transportation # 510

#### **STEP 1:**      **SET UP THE MEETING**

- a. Send the parent:
  - 504 Meeting Invitation # 501
  - 504 Parent Rights # 502
  - 504 Planning Notes # 505
- b. Give the teacher:
  - 504 Teacher Input Form # 507
- c. Invite teachers
- d. Invite others as needed (psychologist, nurse, transportation, etc.)

#### **STEP 2:**      **AT THE MEETING**

- a. Give / Mail (if parent is not at meeting) the parent 504 Parent Rights # 502
- b. Determine need for a 504 Plan
  - If a student is eligible for Section 504 but does not require a plan #509
    - Check the appropriate box
    - Have all participants sign the form
- c. If a plan is needed, accommodations will be developed # 509
  - Review Accommodation Guide {consult the 504 Manual}
  - Develop Section 504 Plan \* # 509
  - Inform parents of their McKay option and website address -
  - All Participants Sign
  - Give / Mail (if parent is not at meeting) **parent a copy** of Section 504 Plan # 509
- d. IF NEEDED - Complete Transportation Form # 510

#### **STEP 3:**      **AFTER THE MEETING**

- a. Give **each teacher a copy** of Section 504 Plan # 509
- b. Get signatures on Teacher Documentation Form # 512

#### **STEP 4:**      **COMPLETE THE PROCESS**

- a. Enter information in FOCUS (see Appendix in the manual)
- b. File originals of all forms in student's 504 Folder

\*All 504 Plans are valid for one calendar year from the date of the meeting.

Dev. 7/10 Rev. 8/11, 8/12, 5/18

## ***SECTION 504***

### ***QUICK GUIDE for RE-EVALUATION***

# Section 504 *QUICK GUIDE* for Chairperson

## RE-EVALUATION

A re-evaluation **must** be completed prior to a significant change in placement.

### Forms needed for ALL Re-Evaluation 504 meetings

- 504 Meeting Invitation # 501
- 504 Parent Rights # 502
- 504 Planning Notes # 505
- 504 Teacher Input Form # 507
- 504 Re-evaluation Report # 513
- 504 Plan # 509
- 504 Teacher Documentation # 512
- 504 Transportation (as needed) # 510

### STEP 1: SET UP THE MEETING

- a. Send the parent:
  - 504 Meeting Invitation # 501
  - 504 Parent Rights # 502
  - 504 Planning Notes # 505
- b. Give the Teacher:
  - 504 Teacher Input Form # 507
- c. Complete Procedural Checklist on 504 Re-evaluation Report # 513
- d. Invite teachers
- e. Invite others as needed (psychologist, nurse, transportation, etc.)

### STEP 2: AT THE MEETING

- a. Give / Mail (if the parent is not at meeting) the parent 504 Parent Rights # 502
- b. Complete 504 Re-evaluation Report # 513
  - Determine Eligibility {consult the 504 Manual}
  - All Participants Sign
  - Give / Mail (if the parent is not at meeting) **parent a copy of**  
504 Re-evaluation Report **[If INELIGIBLE proceed to STEP 4]**

#### IF NEEDED -

- Determine need for a 504 Plan
- Review Accommodation Guide {consult the 504 Manual}
- Develop 504 Plan \* # 509
- Inform parents of their McKay option and website address
- All Participants Sign
- Give / Mail (if the parent is not at meeting) **parent a copy of the 504 Plan** # 509
- Complete Transportation Form # 510

### STEP 3: AFTER THE MEETING

#### IF NEEDED -

- Give **each teacher a copy** of the 504 Plan # 509
- Obtain signatures on Teacher Documentation Form # 512

### STEP 4: COMPLETE THE PROCESS

- a. Enter information in FOCUS (see Appendix in the manual)
- b. File originals of all forms in student's 504 Folder

\* Re-evaluations will occur at a minimum of every three (3) years, or earlier if requested AND require the use of the Section 504 Re-evaluation Report #513)

Dev. 7/10 Rev. 8/11, 8/12, 5/18

***SECTION 504***

***QUICK GUIDE for***  
***MANIFESTATION***

## **Section 504 *QUICK GUIDE for Chairperson***

### **MANIFESTATION**

A re-evaluation **must** be completed prior to a significant change in placement (e.g., from regular school to the SEA Program or AAP)

#### **Forms needed for ALL 504 Manifestation meetings**

- 504 Meeting Invitation # 501
- 504 Parent Rights # 502
- 504 Planning Notes # 505
- 504 Teacher Input Form # 507
- 504 Manifestation Review # 511

#### **Forms used AS NEEDED for 504 Manifestation meetings**

- 504 Re-evaluation Report # 513
- 504 Plan # 509
- 504 Teacher Documentation # 512

#### **STEP 1: SET UP THE MEETING**

- a. Send the parent:
  - 504 Meeting Invitation # 501
  - 504 Parent Rights # 502
  - 504 Planning Notes # 505
- b. Give the Teacher:
  - 504 Teacher Input Form # 507
- c. Invite teachers, psychologist, dean/SRO, principal/administrative designee
- d. Invite others as needed (nurse, transportation, etc.)

#### **STEP 2: AT THE MEETING**

- a. Give / Mail (if parent is not at meeting) the parent 504 Parent Rights # 502
- b. Complete 504 Manifestation Review # 511
  - All Participants Sign
  - Give / Mail (if parent is not at meeting) **parent a copy** of 504 Manifestation Review

#### **STEP 3:**

If the manifestation review does lead to a significant change in placement (out of school suspension greater than 10 cumulative school days or placement from regular school to the SEA Program or AAP) a re-evaluation must be held prior to the change and include the following:

- Complete the 504 Re-evaluation Report and give/mail (if parent is not at meeting) **parent a copy** # 513
  - Determine need for a 504 Plan
  - Review Accommodation Guide {consult the 504 Manual}
  - Develop and/or revise 504 Plan \* # 509
  - Inform parents of their McKay option and website address
  - All Participants Sign
  - Give / Mail (if parent is not at meeting) **parent a copy** of the 504 Plan # 509
- IF NEEDED - Complete Transportation Form # 510

If the manifestation review does not lead to a significant change in placement (out of school suspension less than 10 cumulative days)

- Follow Step 3 above but skip completion of the Section 504 Re-evaluation Report.

#### **STEP 4: AFTER THE MEETING**

IF NEEDED -

- Give **each teacher a copy** of the Section 504 Plan # 509
- Obtain signatures on Teacher Documentation Form # 512

#### **STEP 5: COMPLETE THE PROCESS**

- a. Enter information in FOCUS (see Appendix in the manual)
- b. File originals of all forms in student's 504 Folder

\* The Team may need to modify accommodations and consider additional behavioral support in the form of a formal behavioral plan. A Functional Behavior Assessment (FBA) may be appropriate in this endeavor.

***SECTION 504***

***QUICK GUIDE for***

***COMPLAINT PROCEDURES***

## **Section 504 *QUICK GUIDE* for Principal and Chairperson**

### **COMPLAINT PROCEDURES**

**These complaint processes are separate, distinct and voluntary.**

**STEP 1:** A meeting will be held with the school-based Section 504 Team along with a school administrator responsible for Section 504 to resolve concerns.

**STEP 2:** When the parents/guardians disagree with the decisions made by the Section 504 Committee, they will put their concerns in writing to the school principal who will hold a conference with the parents/guardians and attempt to resolve the issue within ten (10) school days of the receipt of the written request. The school principal will make results available in writing to all concerned parties.

**STEP 3:** Should an attempt to resolve the concerns prove unsuccessful, parents/guardians have the right to a district level complaint process accomplished by filing a written complaint to the Coordinator of Psychological Services. The Coordinator of Psychological Services will have fifteen (15) school days from receipt of the complaint to investigate and turn the findings over to a Section 504 District Review Committee. The District Review Committee will be comprised of a multidisciplinary team of experts in the field of physical and mental disorders. The team will provide its written findings to the parents/guardians within ten (10) school days of receipt of the complaint from the Coordinator.

**STEP 4:** When parents/guardians request mediation with respect to the findings of the Section 504 District Review Committee, the request for mediation will be given in writing to the Coordinator of Psychological Services. The Coordinator will request mediation from the Department of Education within ten (10) school days of the receipt of the written request. The mediator will complete a report to summarize the results and document the mediation process.

**STEP 5:** If the concern has not been resolved through mediation, the parents/guardians can make an appeal in writing to the Superintendent who has ten (10) school days to make a final determination.

**STEP 6:** **Hearing Procedures** - Parents/guardians also have the right to voluntarily request an impartial due process hearing at any time without seeking mediation or without filing a district level complaint pursuant to the Florida Administrative Procedure Act (F.S. Chapter 120.) To obtain a due process hearing, a written request should be made to the Superintendent. Parents/guardians and the school district have the right to examine all relevant educational records of the student, call and examine witnesses, provide testimony and to be accompanied and advised by legal counsel in any due process proceeding and any related appeals. The district will contract with the Division of Administrative Hearings (DOAH) to appoint an Administrative Law Judge (ALJ) as a Due Process Hearing Officer upon receipt of a written request for a due process hearing. The district will grant DOAH the authority to hear the Section 504 matter. Upon completion of the hearing, the ALJ will issue a Recommended Order which will be communicated to all parties. The parties will have an opportunity to submit exceptions to the Recommended Order. The School Board will meet to consider the exceptions and render its Final Order. All of the above hearing proceedings shall be conducted pursuant to the requirements of Section 120.57(1)F.S. Any party may appeal the Board's Final Order pursuant to the requirements of Section 120.68F.S.

Parents/guardians may at any time also request mediation or involvement by the Office for Civil Rights, the federal agency charged with the enforcement responsibility for Section 504. Efforts should be made to assist parents/guardians to resolve disputes on a local level as a first priority. The Office for Civil Rights may be contacted at:

Atlanta Office, Office for Civil Rights  
U.S. Department of Education  
61 Forsyth Street S.W.  
Suite 19T10  
Atlanta, Georgia 30303-8927  
Telephone: (404) 974-9406  
Fax: (404) 947-9471 TDD: (800) 877-8339

Questions regarding procedural safeguards, mediation, complaint or hearing procedures should be directed to Steven Jones, Coordinator of Psychological Services at (941) 255-0808, extension 3062.



## ***SECTION 504***

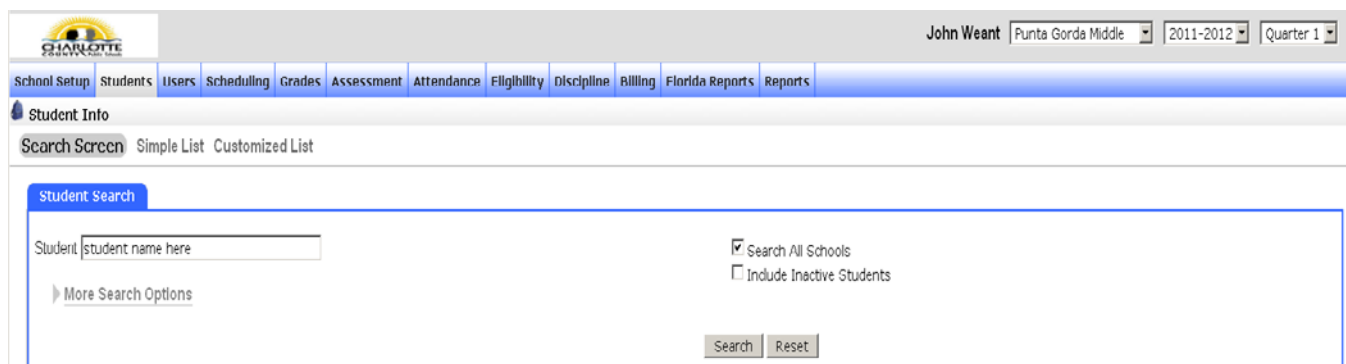
### ***DATA ENTRY PROCEDURES***

## 504 Data Management in FOCUS

Log into Focus at <https://focus.yourcharlotteschools.net> using your user name and password (remember: ALWAYS to keep your password secure).

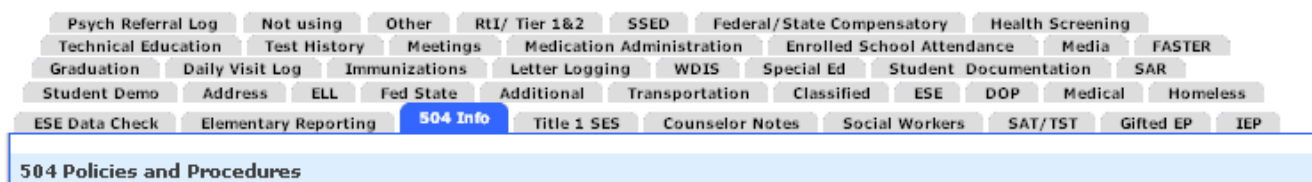
Select “Students” from the menu and select “Student Info”

Type in the name of the student and click the *Search All Schools* button, if you do not know the school, or you are not in the correct school.



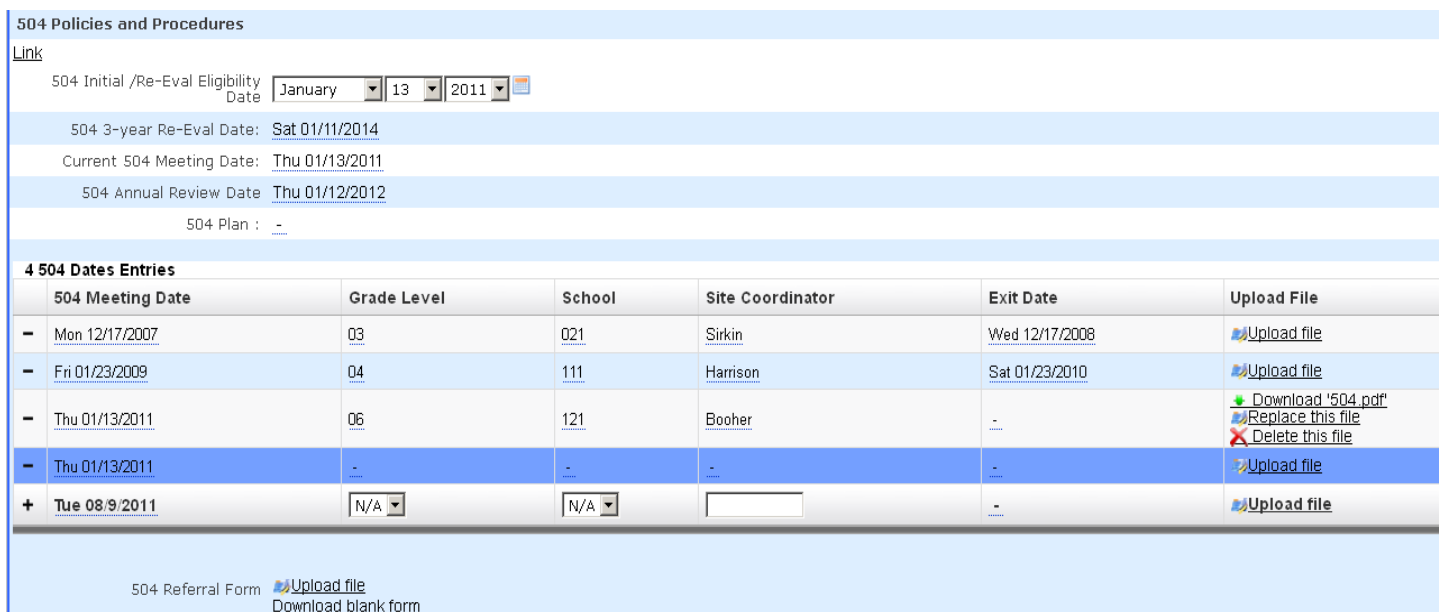
Click **Search**.

Select the 504 info tab



### 504 Associated Forms

Below the Date Entries in the 504 tab are several 504 forms ready to be uploaded to your desktop by clicking on the link to that form. These forms are WORD documents and are completed by entering the data in the appropriate fields. Save to your desktop. The completed form can then be uploaded into the student’s 504 tab by clicking on the **upload file** link on the appropriate Meeting Date line.



504 Meeting Date	Grade Level	School	Site Coordinator	Exit Date	Upload File
Mon 12/17/2007	03	021	Sirkin	Wed 12/17/2008	<a href="#">Upload file</a>
Fri 01/23/2009	04	111	Harrison	Sat 01/23/2010	<a href="#">Upload file</a>
Thu 01/13/2011	06	121	Booher	-	<a href="#">Download '504.pdf'</a> <a href="#">Replace this file</a> <a href="#">Delete this file</a>
Thu 01/13/2011	-	-	-	-	<a href="#">Upload file</a>
Tue 08/9/2011	N/A	N/A		-	<a href="#">Upload file</a>

504 forms are scanned for uploads using the following procedures:

### **Scanning 504 Documents**

- Go to scanner website by entering the IP of your printer/scanner - ex **10.school#.252.98**, such as **10.131.252.98**.
- Click on **Scan Profile**
- Click on **Create Scan Profile**
- Answer “**YES**” to all prompts
- Next
- Username will appear, enter the same for the password
- Select **Browse**
- Click on the drop down and select the “**Q**” drive. (If you are scanning multiple files, this step is only done once because it will automatically default to the correct folder.)
- Click on **504 Documents**
- **Create file name - use student’s name**
- Save
- Click **Submit**
- Click **YES** if there is a pop-up screen
- Scan entire 504 document file face up, heading on the left
- On the scanner press # and the short cut number, continue

### **In FOCUS**

- On the students 504 tab go to the last entry and click on **Upload File, Browse**.
- Locate the “**Q**” drive, find the **504 Document file**, select and open the current student you are working on and click **upload**.

### **Data Entry**

Add all the necessary information to each form before scanning - if you do not, then any updates will require scanning the entire document and uploading it again.

Enter the 504 Eligibility flag (Student is 504 Eligible [Y], or Not 504 eligible [Z] if exiting the program)

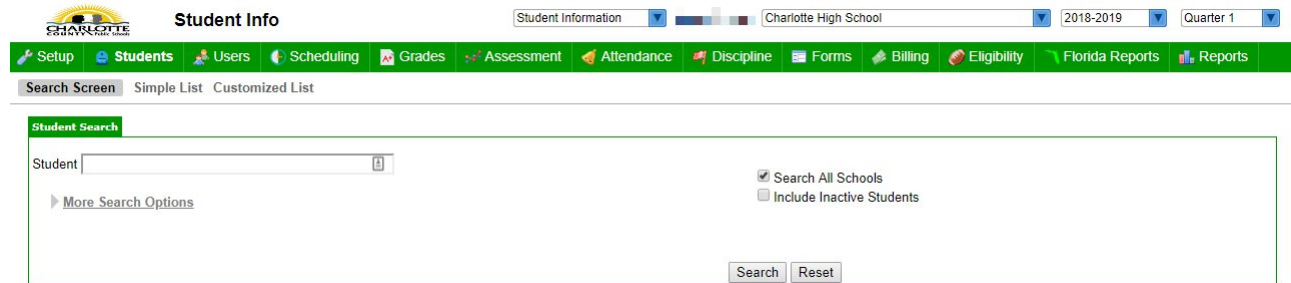
- Enter Date
- Enter Grade Level (the Student Grade level)
- School (the three digit school number)
- Site Coordinator (the Counselor/Social Worker, etc. name)
- Exit Date (if exiting the program)
- Handicap (if known)

## 504 Data Management in FOCUS

Log into Focus at <https://focus.yourcharlotteschools.net> using your user name and password (remember: ALWAYS to keep your password secure).

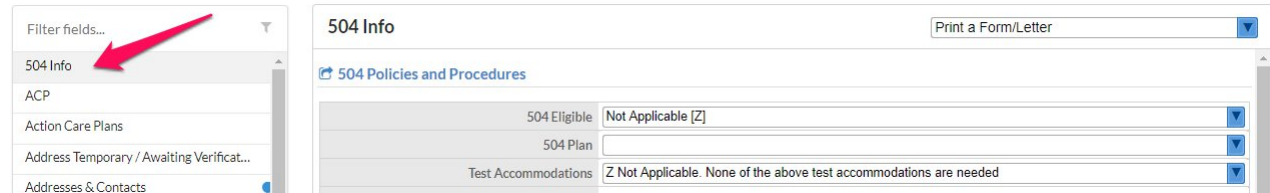
Select “Students” from the menu and select “Student Info”

Type in the name of the student and click the *Search All Schools* button, if you do not know the school, or you are not in the correct school.



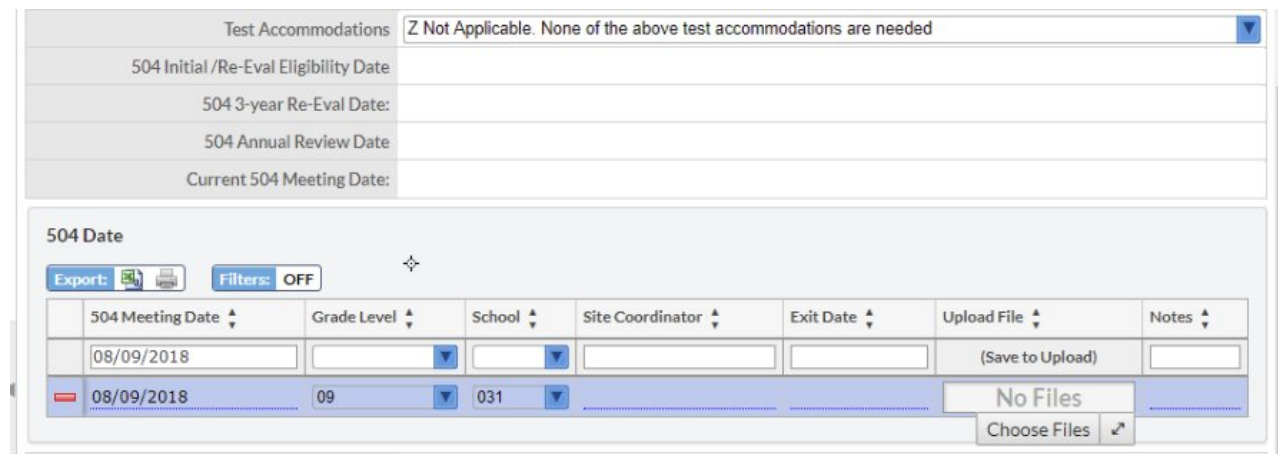
Click **Search**.

Select the 504 info tab



## 504 Associated Forms

Below the Date Entries in the 504 tab are several 504 forms ready to be uploaded to your desktop by clicking on the link to that form. These forms are WORD documents and are completed by entering the data in the appropriate fields. Save to your desktop. The completed form can then be uploaded into the student’s 504 tab by mousing over the **No Files** then clicking on the **Choose Files** link on the appropriate Meeting Date line.



504 forms are scanned for uploads using the following procedures:

## **Scanning 504 Documents**

- Go to scanner website by entering the IP of your printer/scanner - ex **10.school#.252.98**, such as **10.131.252.98**.
- Click on **Scan Profile**
- Click on **Create Scan Profile**
- Answer “**YES**” to all prompts
- Next
- Username will appear, enter the same for the password
- Select **Browse**
- Click on the drop down and select the “**Q**” drive. (If you are scanning multiple files, this step is only done once because it will automatically default to the correct folder.)
- Click on **504 Documents**
- **Create file name - use student’s name**
- Save
- Click **Submit**
- Click **YES** if there is a pop-up screen
- Scan entire 504 document file face up, heading on the left
- On the scanner press # and the short cut number, continue

## **In FOCUS**

- On the students 504 tab go to the last entry and click on **Upload File, Browse**.
- Locate the “**Q**” drive, find the **504 Document file**, select and open the current student you are working on and click **upload**.

## **Data Entry**

Add all the necessary information to each form before scanning - if you do not, then any updates will require scanning the entire document and uploading it again.

Enter the 504 Eligibility flag (Student is 504 Eligible [Y], or Not 504 eligible [Z] if exiting the program)

- Enter Date
- Enter Grade Level (the Student Grade level)
- School (the three digit school number)
- Site Coordinator (the Counselor/Social Worker, etc. name)
- Exit Date (if exiting the program)
- Handicap (if known)

# Procedures for Producing 504 Letters

Log into Focus at <https://focus.yourcharlotteschools.net> using your user name and password (remember: ALWAYS to keep your password secure).

Select “Students” from the menu and select “Student Info”

Type in the name of the student and click the *Search All Schools* button, if you do not know the school, or you are not in the correct school.

The screenshot shows the 'Student Info' search interface. At the top, there's a navigation bar with 'Student Info' selected. Below it, a search bar is labeled 'Student' with a text input field. To the right of the search bar, there are checkboxes for 'Search All Schools' (checked) and 'Include Inactive Students'. Below the search bar, there are 'Search' and 'Reset' buttons. The interface also shows a list of tabs: Setup, Students, Users, Scheduling, Grades, Assessment, Attendance, Discipline, Forms, Billing, Eligibility, Florida Reports, and Reports. The 'Students' tab is active.

Click **Search**.

Select the 504 info tab

The screenshot shows the '504 Info' tab selected in the left sidebar. The main content area displays '504 Policies and Procedures'. On the right side, there is a dropdown menu labeled 'Print a Form/Letter' which is highlighted with a red box. Below this, there are several rows of information related to 504 plans, including '504 Eligible', '504 Plan', and 'Test Accommodations'.


Select the Print a Form/Letter drop down and choose the 504 Letter you would like to produce.

The screenshot shows the 'Print a Form/Letter' dropdown menu. The menu is open, displaying a list of options. The first option is 'Print a Form/Letter'. Below it, there are three options: '504 INITIAL (11 Forms) Revised 10/15/2014', '504 Referral Form (Revised 8/8/2018)', and '504 UPDATE FORMS (Revised 10/15/14)'. The '504 Referral Form (Revised 8/8/2018)' option is highlighted in blue.

A new screen will display the .PDF file with all the demographic information filled in. If you would like to fill the rest of the information out by hand click the print icon (1) now.

Print Letter: 504 Referral Form (Revised 8/8/2018)

Modules.php1 / 1



2

School Support  
1445 Education Way  
Port Charlotte, FL 33948  
(941) 255-0808  
FAX: (941) 255-7573

1

SECTION 504 REFERRAL FORM

The purpose of Section 504 is to assist students with a disability defined as

1. substantially limiting one or more major life activities

2. having a record of such impairment

3. regarded as having such an impairment

The determination of whether a student has a physical or mental impairment that substantially limits a major life activity will be made on the basis of an individual inquiry.

StudentName:Abel, Dylan Christopher	ID #:88040171	
School:Charlotte High School	Grade:Grade 09	Teacher:
Date of Birth:01/6/2004	Age:14 years 7 months old	Primary Language:English [EN]
Parent/Guardian:James Abel		
Address:3522 KNOX TER PORT CHARLOTTE, FL 33948		
Telephone:	9415859060 (home)	(941) 286-6419 (Work or Cell)

Send Letter

☐ Email Student

☐ Email Linked Users

☐ Email Custodial Contacts

☐ Send to Student Log

Additional email addresses...

Send Letter

Done

If you want to fill out the rest of the information on the computer click the download icon (2) to save it to your computer.











Since it is a .PDF file, you cannot edit it so it will need to be converted to MS Word.

Open the PDF in **Adobe Acrobat DC** in the “Tools” Panel at the right on “Export PDF”.


Letters & Send Email.pdf - Adobe Acrobat Pro DC


File Edit View Window Help

HomeToolsDocument



1 / 1

 Sign In



School Support  
1445 Education Way  
Port Charlotte, FL 33948  
(941) 255-0808  
FAX: (941) 255-7573

SECTION 504 REFERRAL FORM


The purpose of Section 504 is to assist students with a disability defined as


1. substantially limiting one or more major life activities


2. having a record of such impairment


3. regarded as having such an impairment


Search Tools...

 Create PDF

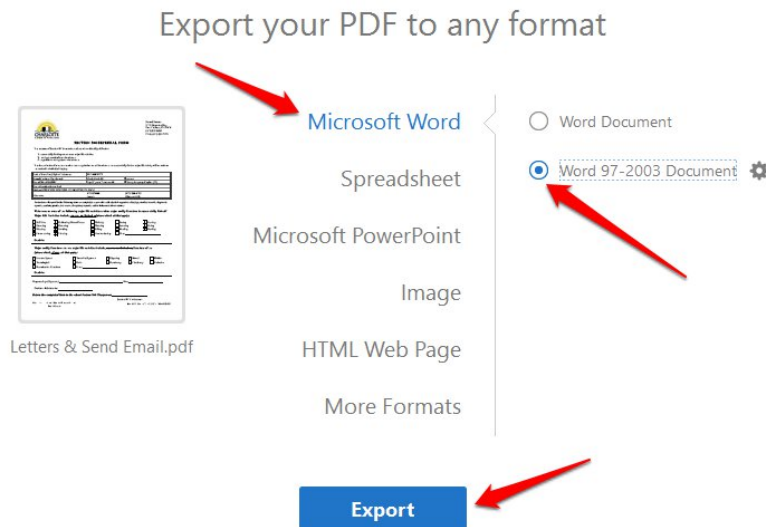
 Edit PDF

 Export PDF

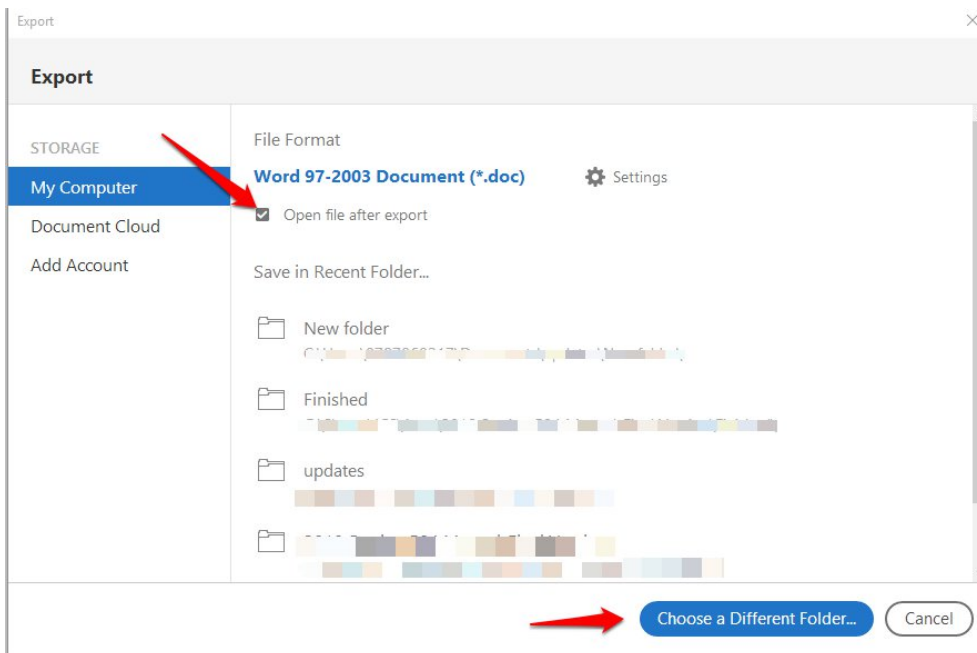
 Comment

 Organize Pages

In the Export PDF window select “Microsoft Word”, check the “Word 97-2003 Document” option and then click on “Export”.



An Export Window will open, if you want the Word Document to open automatically after export make sure that “Open file after export” is checked. Click on “Choose a Different Folder” another window will open. Navigate to where you want to save the Word Document, then click on “Save”.





It may take a minute or two to convert the PDF to a word document once it is done, if you selected “Open file after export” the new document will open, otherwise navigate to and open the newly created word document.

The word document will have all the demographic data inserted from Focus. Make your changes or type your comments, then resave this document to a .PDF file to be uploaded to the student’s 504 tab as you would normally.

For documents which require signatures, you will need to print and then scan them in using the same process as before to upload to the student’s 504 tab.